

LOCATION MAP

NTS
0M 1M 2M 3M 5M



**RUHGANDU PHASE II
HULHUMALĒ**

The drawings, concept and design contained are the properties of HDC. Use of any kind or copy of whole or part of this drawing, concept or design or use on other projects or sites other than that specified on this drawing is strictly prohibited.

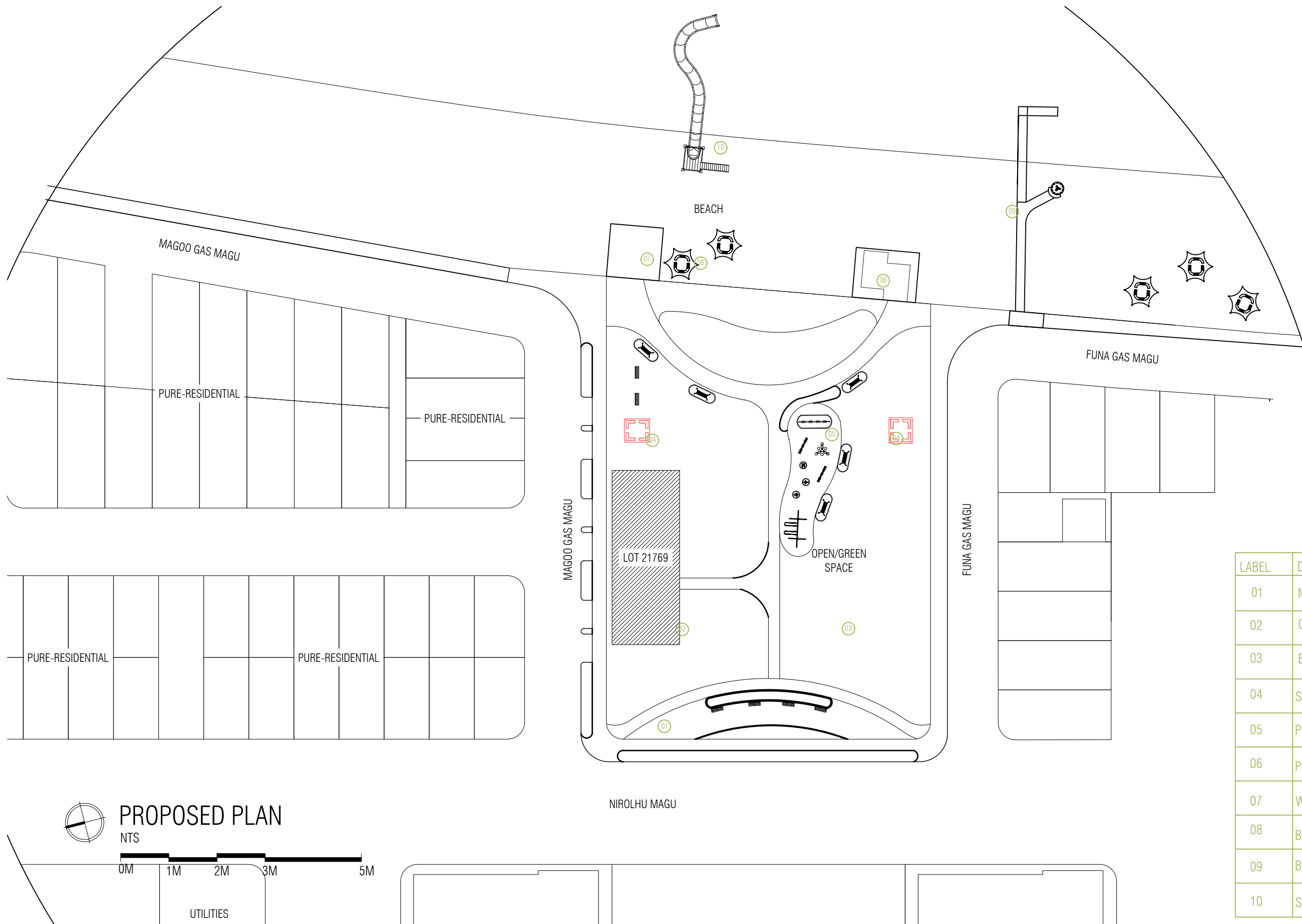
DOCUMENT ID	XXXX-SSSS-YYYY-(NUMBER)	VERSION	1
DOCUMENT NAME	REVISION	1
AUTHOR		CREATED DATE	24/02/2022
LAST UPDATED BY	LAST UPDATED DATE	24/02/2022
REVIEWED BY	REVIEWED DATE	24/02/2022
APPROVED BY	APPROVED DATE	24/02/2022
INFORMATION CLASSIFICATION SCHEME	(Public, Open, Confidential, Confidential & Sensitive and Secret)		

REVISION HISTORY			
VER.	DATE	REV.	REVISION
X	DD/MM/YYYY	Z	(DRAFT)
X	DD/MM/YYYY	Z	(FEEDBACK FORMS INCLUDED)
X	DD/MM/YYYY	Z	(MODIFIED FEEDBACK FORMS)
X	DD/MM/YYYY	Z	(REFORMATTED FEEDBACK FORM)

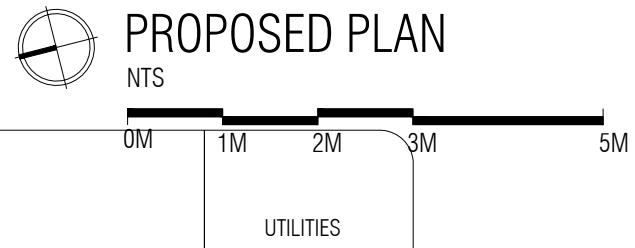
ARCHITECT
STRUCTURAL ENG.	
MECHANICAL ENG.	NAME
ELECTRICAL ENG.	
SCALE	AS MENTIONED

SHEET CONTENT
LOCATION PLAN

SHEET NO.
0000



LABEL	DESCRIPTION
01	MAIN ENTRANCE WAITING AREA
02	CAFE
03	EVENT GROUND
04	SHADE HUT
05	PLAY AREA
06	PUBLIC TOILET
07	WATERSPORTS
08	BEACH HUT
09	BEACH RAMP
10	SLIDE



**RUHGANDU PHASE II
HULHUMALÉ**

The drawings, concept and design contained are the properties of HDC. Use of any kind or copy of whole or part of this drawing, concept or design or use on other projects or sites other than that specified on this drawing is strictly prohibited.

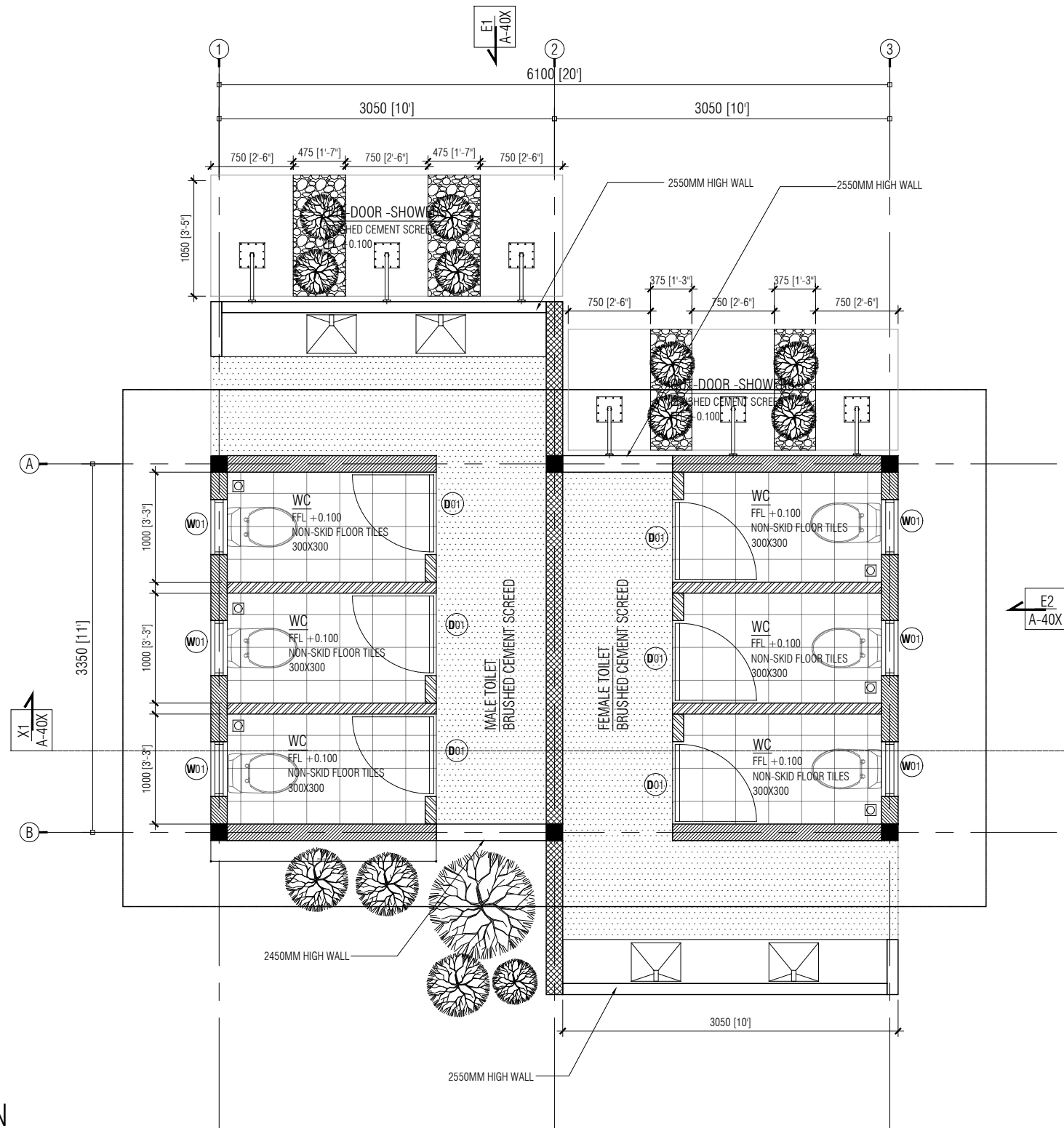
DOCUMENT ID	XXXXX-SSSS-YYYY-(NUMBER)	VERSION	1
DOCUMENT NAME	REVISION	1
AUTHOR	CREATED DATE	24/02/2022
LAST UPDATED BY	LAST UPDATED DATE	24/02/2022
REVIEWED BY	REVIEWED DATE	24/02/2022
APPROVED BY	APPROVED DATE	24/02/2022
INFORMATION CLASSIFICATION SCHEME	(Public, Open, Confidential, Confidential & Sensitive and Secret)		

REVISION HISTORY			
VER.	DATE	REV.	REVISION
X	DD/MM/YYYY	Z	(DRAFT)
X	DD/MM/YYYY	Z	(FEEDBACK FORMS INCLUDED)
X	DD/MM/YYYY	Z	(MODIFIED FEEDBACK FORMS)
X	DD/MM/YYYY	Z	(REFORMATTED FEEDBACK FORM)

ARCHITECT	
STRUCTURAL ENG.
MECHANICAL ENG.	NAME
ELECTRICAL ENG.
SCALE	AS MENTIONED

SHEET CONTENT
PROPOSED PLAN

SHEET NO. **0000**



WALL TYPES

- 100MM THK. MASONRY BLOCK WALL
75MM THK. BRICK WALL + PLASTERING + WALL TILING UP TO 1200MM HIGH (BOTH SIDE)
- 150MM THK. MASONRY BLOCK WALL
100MM THK. BRICK WALL
*INTERIOR PLASTERING + WALL TILING UP TO 1200MM HIGH
*EXTERIOR PLASTERING + WALL SEALER + 02 COATS WALL PAINT
- 150MM THK. MASONRY BLOCK WALL
100MM THK. BRICK WALL
PLASTERING + WALL SEALER + 02 COATS WALL PAINT (BOTH SIDE)
- 100MM THK. MASONRY BLOCK WALL (LOW WALL)
75MM THK. BRICK WALL
*INTERIOR PLASTERING + WALL TILING UP TO 1200MM HIGH
*EXTERIOR PLASTERING + PLASTERING + WALL SEALER + 02 COATS WALL PAINT
- 150MM THK. MASONRY BLOCK WALL (LOW WALL)
75MM THK. BRICK WALL
PLASTERING + WALL SEALER + 02 COATS WALL PAINT (BOTH SIDE)

FLOOR PLAN

SCALE 1:50
0M 1M 2M 3M 5M



**RUHGANDU PHASE II
HULHUMALE**

The drawings, concept and design contained are the properties of HDC. Use of any kind or copy of whole or part of this drawing, concept or design or use on other projects or sites other than that specified on this drawing is strictly prohibited.

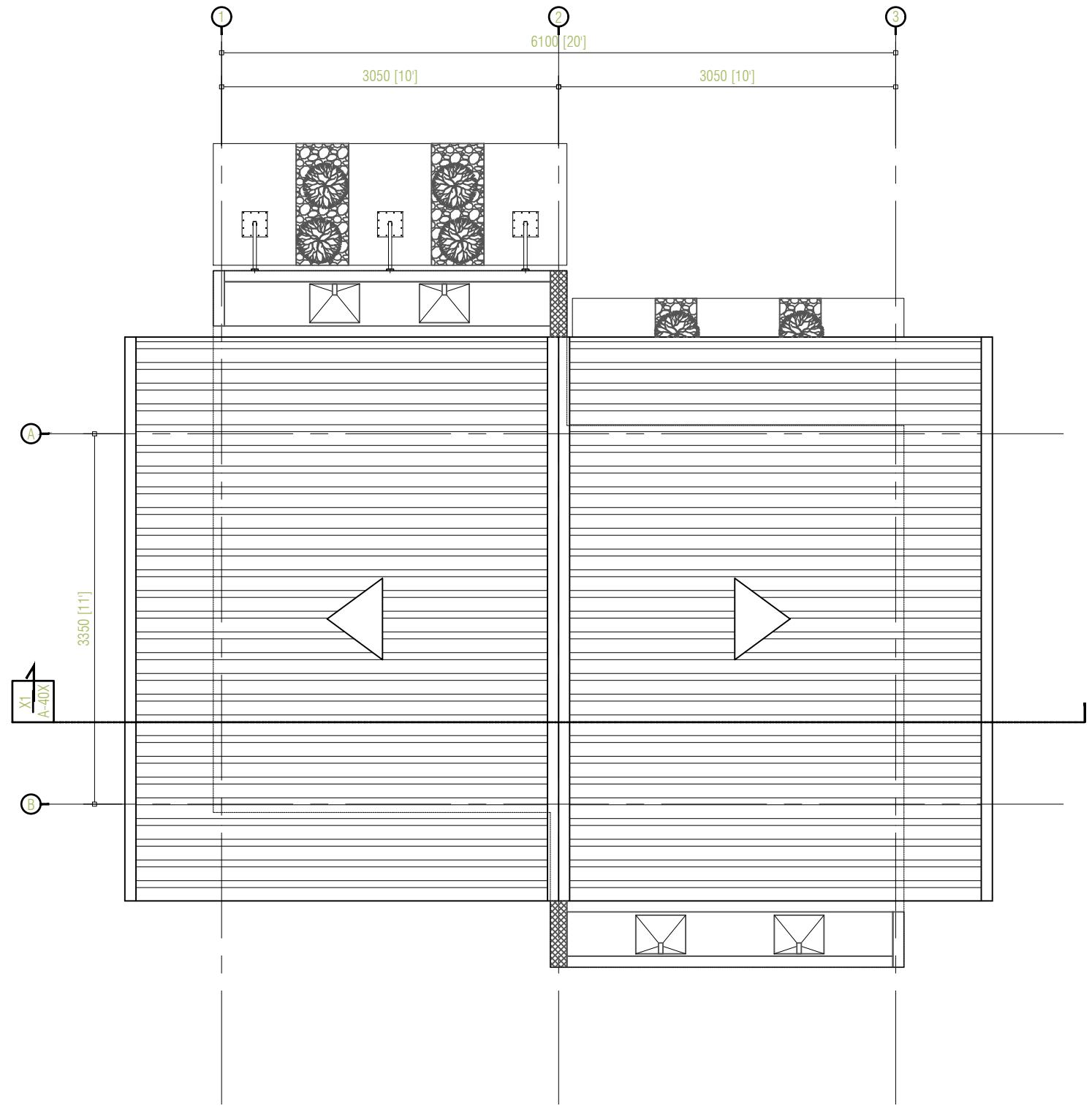
DOCUMENT ID	XXXXX-SSSS-YYYY-(NUMBER)	VERSION	1
DOCUMENT NAME	REVISION	1
AUTHOR	CREATED DATE	24/02/2022
LAST UPDATED BY	LAST UPDATED DATE	24/02/2022
REVIEWED BY	REVIEWED DATE	24/02/2022
APPROVED BY	APPROVED DATE	24/02/2022
INFORMATION CLASSIFICATION SCHEME	(Public, Open, Confidential, Confidential & Sensitive and Secret)		

REVISION HISTORY			
VER.	DATE	REV.	REVISION
X	DD/MM/YYYY	Z	(DRAFT)
X	DD/MM/YYYY	Z	(FEEDBACK FORMS INCLUDED)
X	DD/MM/YYYY	Z	(MODIFIED FEEDBACK FORMS)
X	DD/MM/YYYY	Z	(REFORMATTED FEEDBACK FORM)

ARCHITECT
STRUCTURAL ENG.
MECHANICAL ENG.	NAME
ELECTRICAL ENG.
SCALE	AS MENTIONED

SHEET CONTENT	TOILET FLOOR PLAN

SHEET NO.
0000



ROOF PLAN
SCALE 1:50



RUHGANDU PHASE II
HULHUMALÉ

The drawings, concept and design contained are the properties of HDC. Use of any kind or copy of whole or part of this drawing, concept or design or use on other projects or sites other than that specified on this drawing is strictly prohibited.

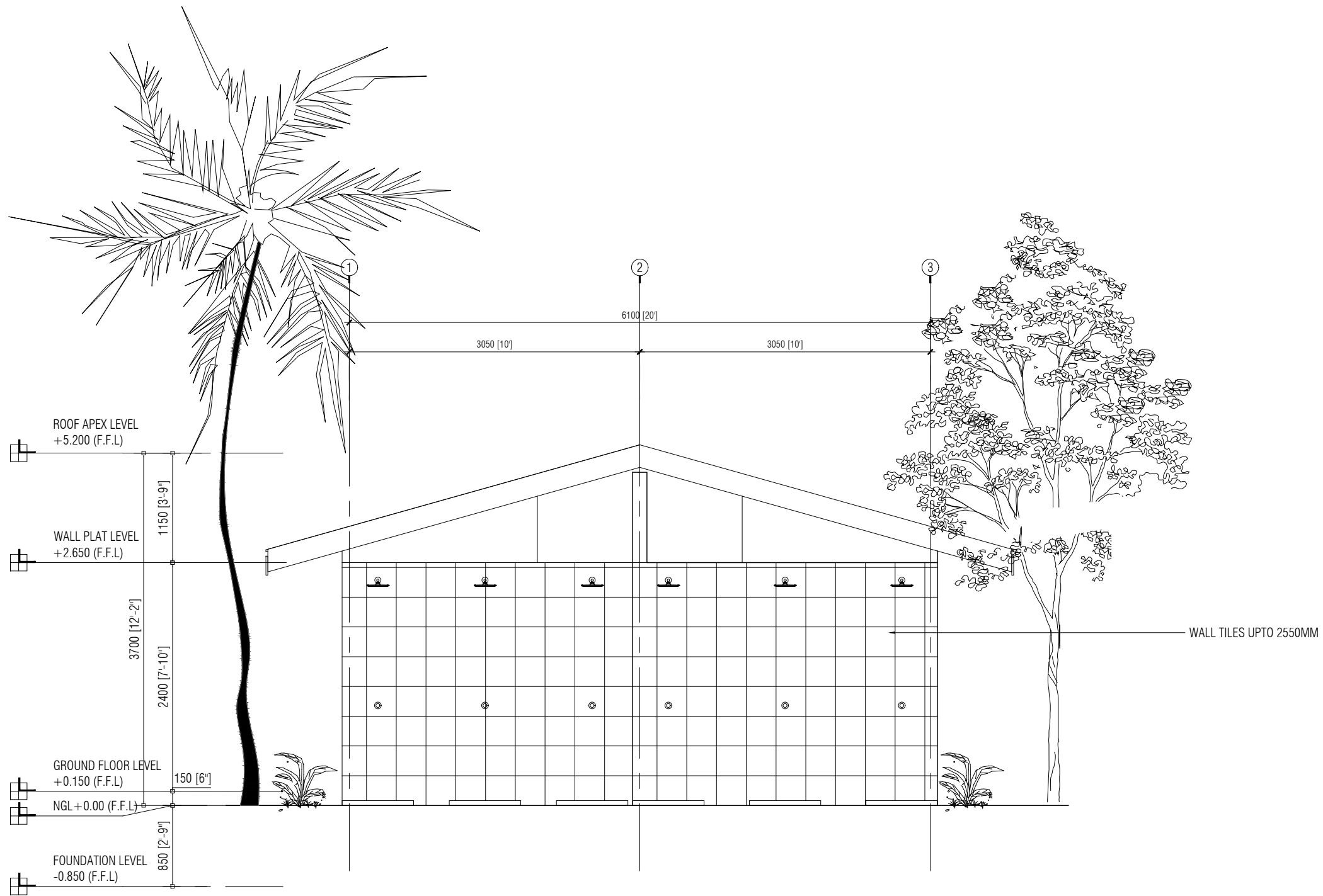
DOCUMENT ID	XXXXX-SSSS-YYYY-(NUMBER)	VERSION	1
DOCUMENT NAME	REVISION	1
AUTHOR	CREATED DATE	24/02/2022
LAST UPDATED BY	LAST UPDATED DATE	24/02/2022
REVIEWED BY	REVIEWED DATE	24/02/2022
APPROVED BY	APPROVED DATE	24/02/2022
INFORMATION CLASSIFICATION SCHEME	(Public, Open, Confidential, Confidential & Sensitive and Secret)		

REVISION HISTORY			
VER.	DATE	REV.	REVISION
X	DD/MM/YYYY	Z	(DRAFT)
X	DD/MM/YYYY	Z	(FEEDBACK FORMS INCLUDED)
X	DD/MM/YYYY	Z	(MODIFIED FEEDBACK FORMS)
X	DD/MM/YYYY	Z	(REFORMATTED FEEDBACK FORM)

ARCHITECT
STRUCTURAL ENG.
MECHANICAL ENG.	NAME
ELECTRICAL ENG.
SCALE	AS MENTIONED

SHEET CONTENT	TOILET ROOF PLAN

SHEET NO.
0000



ELEVATION - E1

SCALE 1:50



RUHGANDU PHASE II
HULHUMALĒ

The drawings, concept and design contained are the properties of HDC. Use of any kind or copy of whole or part of this drawing, concept or design or use on other projects or sites other than that specified on this drawing is strictly prohibited.

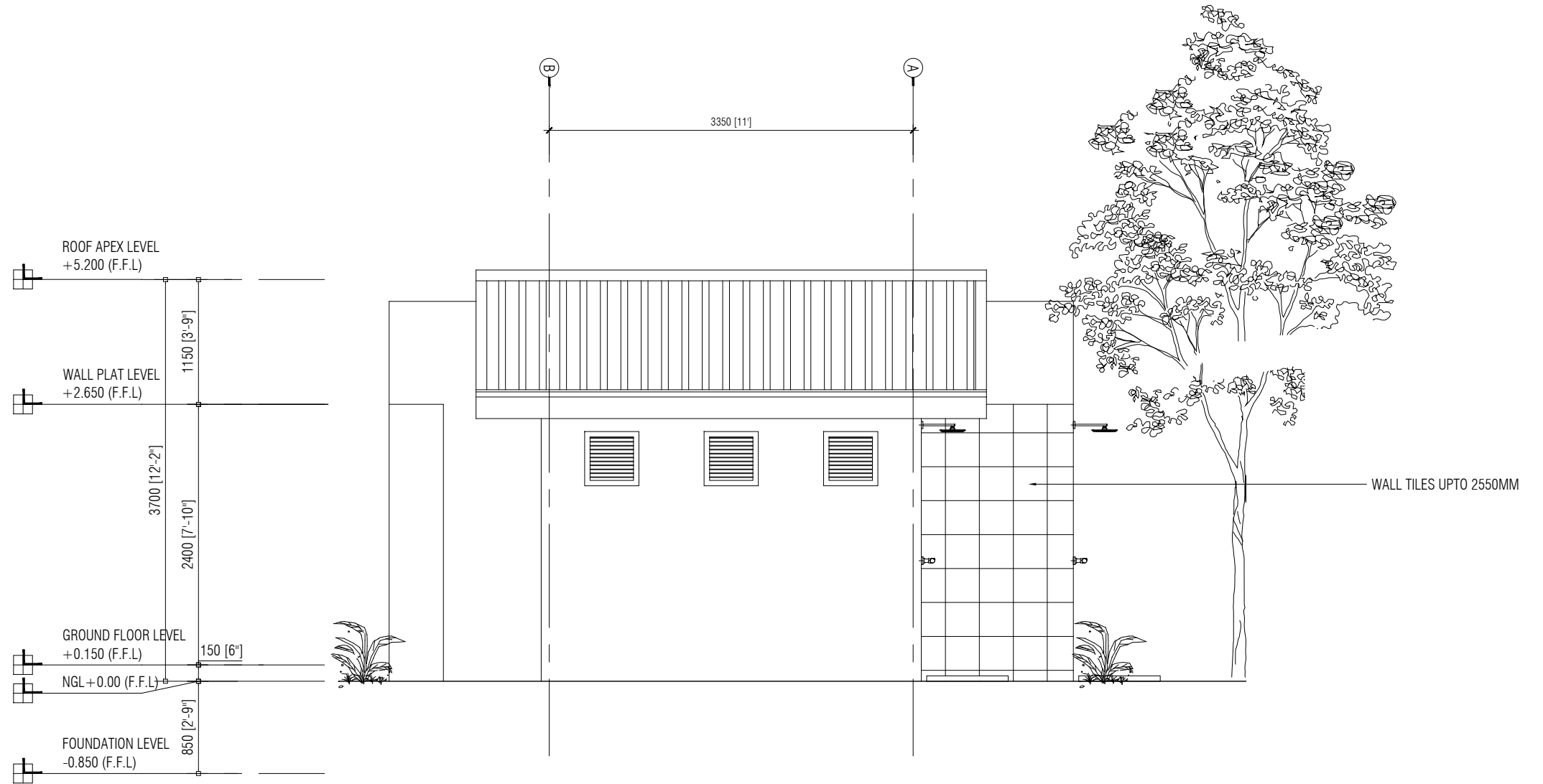
DOCUMENT ID	XXXXX-SSSS-YYYY-(NUMBER)	VERSION	1
DOCUMENT NAME	REVISION	1
AUTHOR	CREATED DATE	24/02/2022
LAST UPDATED BY	LAST UPDATED DATE	24/02/2022
REVIEWED BY	REVIEWED DATE	24/02/2022
APPROVED BY	APPROVED DATE	24/02/2022
INFORMATION CLASSIFICATION SCHEME	(Public, Open, Confidential, Confidential & Sensitive and Secret)		

REVISION HISTORY			
VER.	DATE	REV.	REVISION
X	DD/MM/YYYY	Z	(DRAFT)
X	DD/MM/YYYY	Z	(FEEDBACK FORMS INCLUDED)
X	DD/MM/YYYY	Z	(MODIFIED FEEDBACK FORMS)
X	DD/MM/YYYY	Z	(REFORMATTED FEEDBACK FORM)

ARCHITECT
STRUCTURAL ENG.
MECHANICAL ENG.	NAME
ELECTRICAL ENG.
SCALE	AS MENTIONED

SHEET CONTENT
TOILET ELEVATION

SHEET NO.
0000



ELEVATION - E2

SCALE 1:50



RUHGANDU PHASE II
HULHUMALĒ

The drawings, concept and design contained are the properties of HDC. Use of any kind or copy of whole or part of this drawing, concept or design or use on other projects or sites other than that specified on this drawing is strictly prohibited.

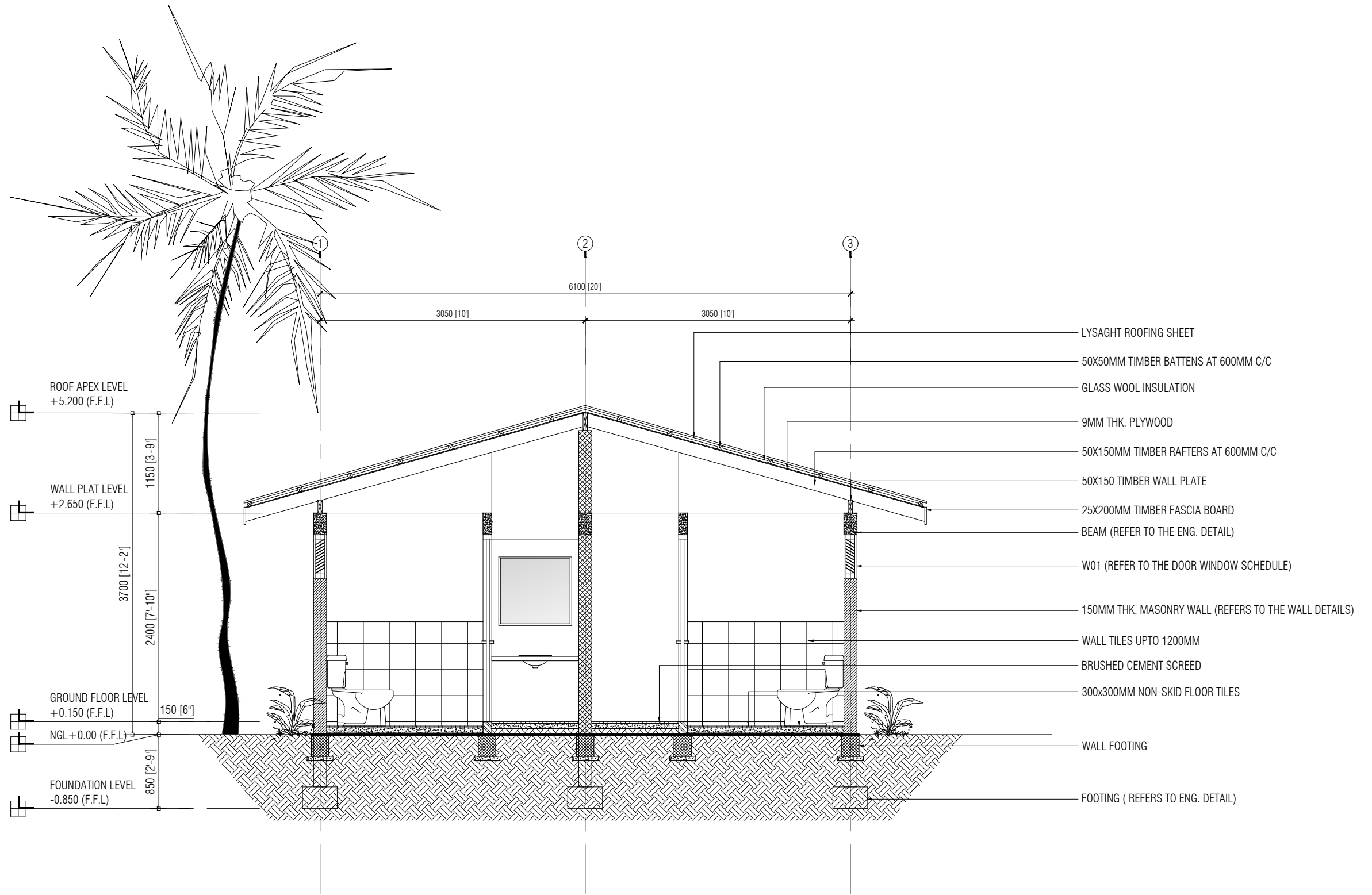
DOCUMENT ID	XXXXX-SSSS-YYYY-(NUMBER)	VERSION	1
DOCUMENT NAME	REVISION	1
AUTHOR	CREATED DATE	24/02/2022
LAST UPDATED BY	LAST UPDATED DATE	24/02/2022
REVIEWED BY	REVIEWED DATE	24/02/2022
APPROVED BY	APPROVED DATE	24/02/2022
INFORMATION CLASSIFICATION SCHEME	(Public, Open, Confidential, Confidential & Sensitive and Secret)		

REVISION HISTORY			
VER.	DATE	REV.	REVISION
X	DD/MM/YYYY	Z	(DRAFT)
X	DD/MM/YYYY	Z	(FEEDBACK FORMS INCLUDED)
X	DD/MM/YYYY	Z	(MODIFIED FEEDBACK FORMS)
X	DD/MM/YYYY	Z	(REFORMATTED FEEDBACK FORM)

ARCHITECT
STRUCTURAL ENG.
MECHANICAL ENG.	NAME
ELECTRICAL ENG.
SCALE	AS MENTIONED

SHEET CONTENT
TOILET ELEVATION

SHEET NO.
0000



SECTION - X1

SCALE 1:50

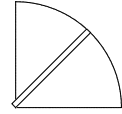

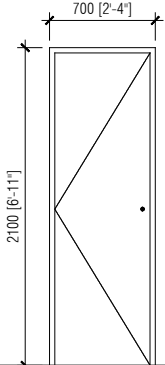



DOCUMENT ID	XXXXX-SSSS-YYYY-(NUMBER)	VERSION	1
DOCUMENT NAME	REVISION	1
AUTHOR	CREATED DATE	24/02/2022
LAST UPDATED BY	LAST UPDATED DATE	24/02/2022
REVIEWED BY	REVIEWED DATE	24/02/2022
APPROVED BY	APPROVED DATE	24/02/2022
INFORMATION CLASSIFICATION SCHEME	(Public, Open, Confidential, Confidential & Sensitive and Secret)		

REVISION HISTORY			
VER.	DATE	REV.	REVISION
X	DD/MM/YYYY	Z	(DRAFT)
X	DD/MM/YYYY	Z	(FEEDBACK FORMS INCLUDED)
X	DD/MM/YYYY	Z	(MODIFIED FEEDBACK FORMS)
X	DD/MM/YYYY	Z	(REFORMATTED FEEDBACK FORM)

ARCHITECT
STRUCTURAL ENG.
MECHANICAL ENG.	NAME
ELECTRICAL ENG.
SCALE	AS MENTIONED

SHEET CONTENT
TOILET SECTION

PLAN		
DOOR/WINDOW NAME	D1	W1
ELEVATION		
FFL		
DOOR	<ul style="list-style-type: none"> TIMBER SOLID DOOR 	<ul style="list-style-type: none"> ALUMINUM FRAMED GLAZED GLASS LOUVER
AREA	<ul style="list-style-type: none"> 1.3m² 	
FRAME	<ul style="list-style-type: none"> 35 X 100 TIMBER FRAME 	<ul style="list-style-type: none"> POWDER COATED ALUMINUM FRAME
HARDWARE	<ul style="list-style-type: none"> 1NO. OPENABLE DOOR PANEL 4NOS. HINGES 1NO. LOCKSET WITH HANDLE, WITH VACANT AND OCCUPIED SIGN DOUBLE TOWEL HOOK @1500m ON INTERIOR SIDE 	<ul style="list-style-type: none"> 1NO. OPENABLE GLAZED PANEL
GLAZING		<ul style="list-style-type: none"> 6mm THICK CLEAR GLASS
REMARKS	<ul style="list-style-type: none"> FINISHED WITH SELECTED VARNISH / PAINT 	<ul style="list-style-type: none"> WHITE POWDER COATED

DOORS & WINDOWS SCHEDULE

SCALE 1:50

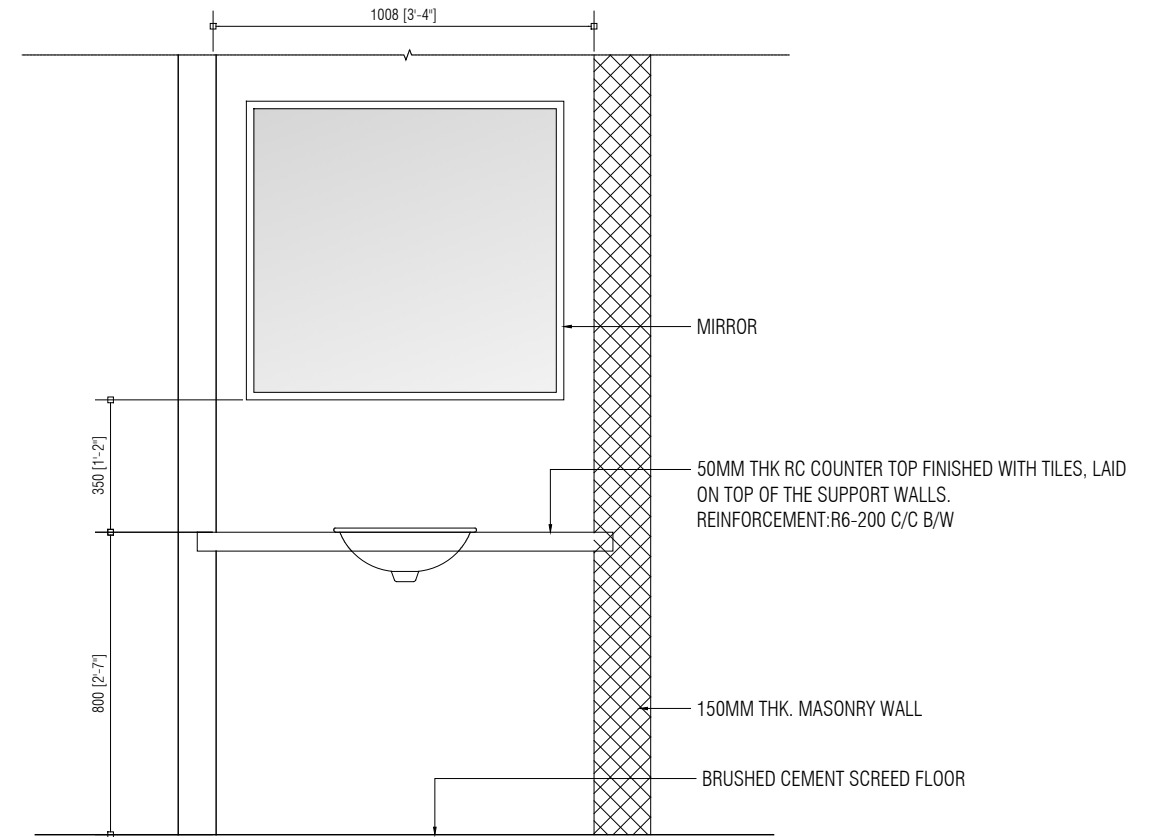
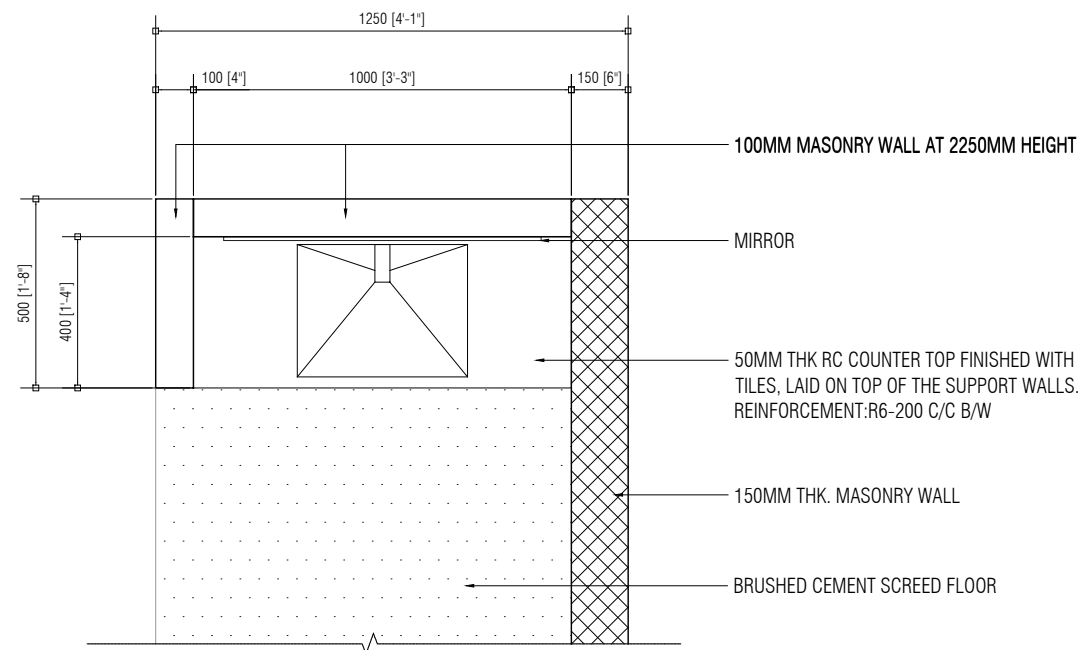


DOCUMENT ID	XXXXX-SSSS-YYYY-(NUMBER)	VERSION	1
DOCUMENT NAME	REVISION	1
AUTHOR	CREATED DATE	24/02/2022
LAST UPDATED BY	LAST UPDATED DATE	24/02/2022
REVIEWED BY	REVIEWED DATE	24/02/2022
APPROVED BY	APPROVED DATE	24/02/2022
INFORMATION CLASSIFICATION SCHEME	(Public, Open, Confidential, Confidential & Sensitive and Secret)		

REVISION HISTORY			
VER.	DATE	REV.	REVISION
X	DD/MM/YYYY	Z	(DRAFT)
X	DD/MM/YYYY	Z	(FEEDBACK FORMS INCLUDED)
X	DD/MM/YYYY	Z	(MODIFIED FEEDBACK FORMS)
X	DD/MM/YYYY	Z	(REFORMATTED FEEDBACK FORM)

ARCHITECT
STRUCTURAL ENG.
MECHANICAL ENG.	NAME
ELECTRICAL ENG.
SCALE	AS MENTIONED

SHEET CONTENT
DOOR WINDOW SCHEDULE



WASHBASIN DETAIL

SCALE 1:20



DOCUMENT ID	XXXXX-SSSS-YYYY-(NUMBER)	VERSION	1
DOCUMENT NAME	REVISION	1
AUTHOR	CREATED DATE	24/02/2022
LAST UPDATED BY	LAST UPDATED DATE	24/02/2022
REVIEWED BY	REVIEWED DATE	24/02/2022
APPROVED BY	APPROVED DATE	24/02/2022
INFORMATION CLASSIFICATION SCHEME	(Public, Open, Confidential, Confidential & Sensitive and Secret)		

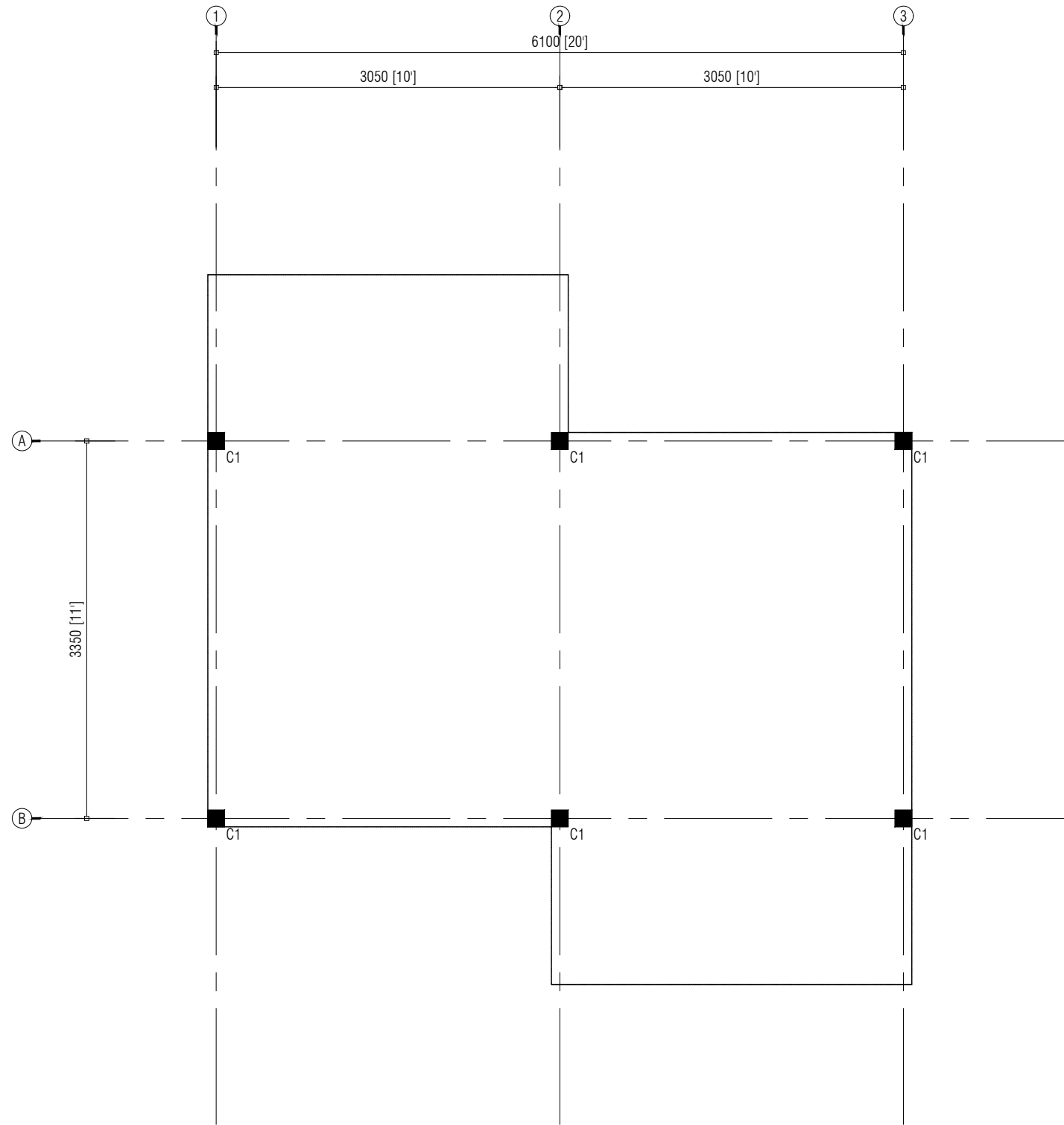
REVISION HISTORY			
VER.	DATE	REV.	REVISION
X	DD/MM/YYYY	Z	(DRAFT)
X	DD/MM/YYYY	Z	(FEEDBACK FORMS INCLUDED)
X	DD/MM/YYYY	Z	(MODIFIED FEEDBACK FORMS)
X	DD/MM/YYYY	Z	(REFORMATTED FEEDBACK FORM)

ARCHITECT
STRUCTURAL ENG.
MECHANICAL ENG.	NAME
ELECTRICAL ENG.
SCALE	AS MENTIONED

SHEET CONTENT
WASH BASIN DETAIL

SHEET NO.

0000



COLUMN SETTING PLAN

SCALE 1:50



**RUHGANDU PHASE II
HULHUMALĒ**

The drawings, concept and design contained are the properties of HDC. Use of any kind or copy of whole or part of this drawing, concept or design or use on other projects or sites other than that specified on this drawing is strictly prohibited.

DOCUMENT ID	XXXXX-SSSS-YYYY-(NUMBER)	VERSION	1
DOCUMENT NAME	REVISION	1
AUTHOR	CREATED DATE	24/02/2022
LAST UPDATED BY	LAST UPDATED DATE	24/02/2022
REVIEWED BY	REVIEWED DATE	24/02/2022
APPROVED BY	APPROVED DATE	24/02/2022
INFORMATION CLASSIFICATION SCHEME	(Public, Open, Confidential, Confidential & Sensitive and Secret)		

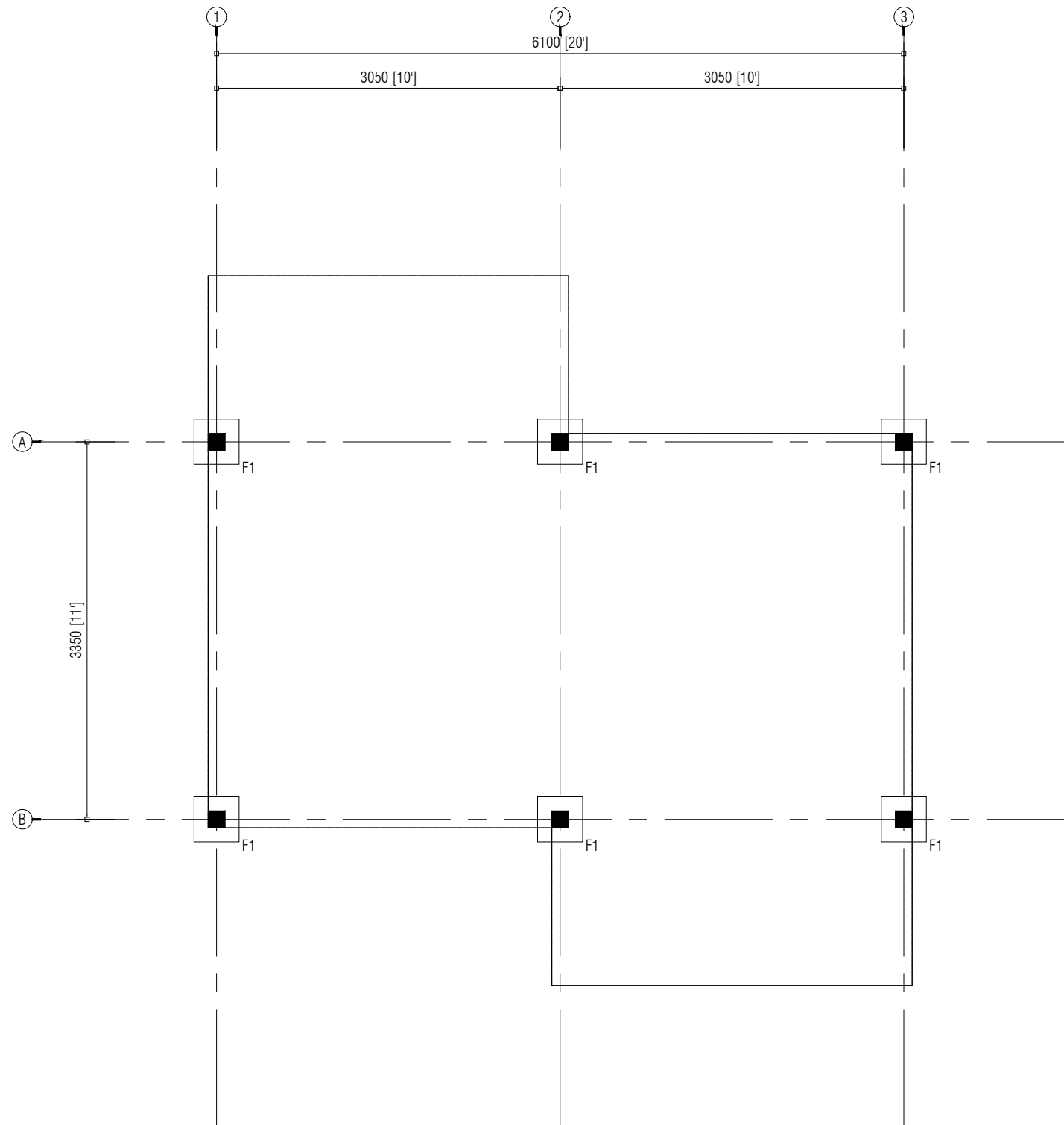
REVISION HISTORY			
VER.	DATE	REV.	REVISION
X	DD/MM/YYYY	Z	(DRAFT)
X	DD/MM/YYYY	Z	(FEEDBACK FORMS INCLUDED)
X	DD/MM/YYYY	Z	(MODIFIED FEEDBACK FORMS)
X	DD/MM/YYYY	Z	(REFORMATTED FEEDBACK FORM)

ARCHITECT
STRUCTURAL ENG.
MECHANICAL ENG.	NAME
ELECTRICAL ENG.
SCALE	AS MENTIONED

SHEET CONTENT
COLUMN SETTING PLAN

SHEET NO.

0000



FOUNDATION PLAN

SCALE 1:50



RUHGANDU PHASE II
HULHUMALĒ

The drawings, concept and design contained are the properties of HDC. Use of any kind or copy of whole or part of this drawing, concept or design or use on other projects or sites other than that specified on this drawing is strictly prohibited.

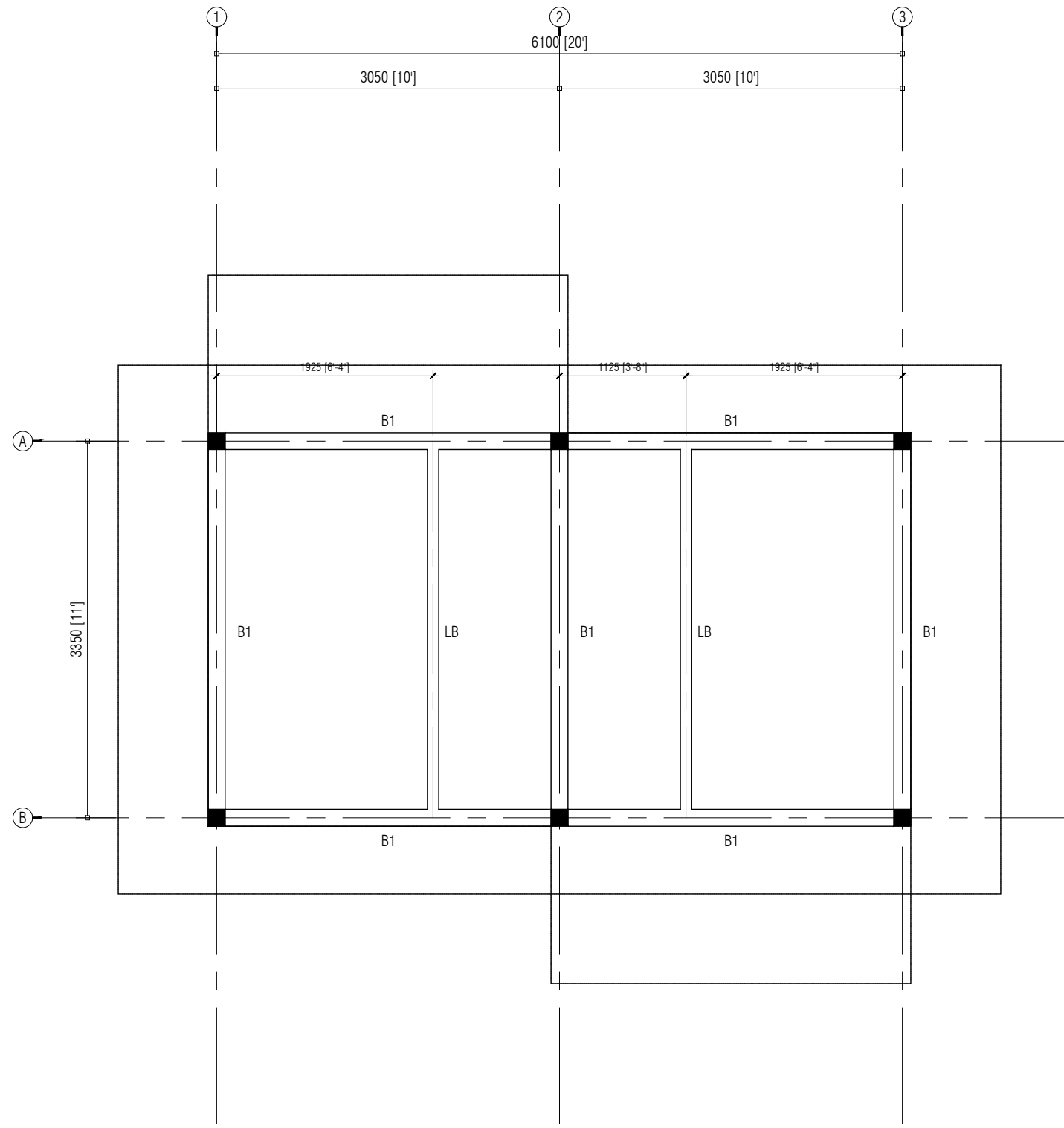
DOCUMENT ID	XXXXX-SSSS-YYYY-(NUMBER)	VERSION	1
DOCUMENT NAME	REVISION	1
AUTHOR	CREATED DATE	24/02/2022
LAST UPDATED BY	LAST UPDATED DATE	24/02/2022
REVIEWED BY	REVIEWED DATE	24/02/2022
APPROVED BY	APPROVED DATE	24/02/2022
INFORMATION CLASSIFICATION SCHEME	(Public, Open, Confidential, Confidential & Sensitive and Secret)		

REVISION HISTORY			
VER.	DATE	REV.	REVISION
X	DD/MM/YYYY	Z	(DRAFT)
X	DD/MM/YYYY	Z	(FEEDBACK FORMS INCLUDED)
X	DD/MM/YYYY	Z	(MODIFIED FEEDBACK FORMS)
X	DD/MM/YYYY	Z	(REFORMATTED FEEDBACK FORM)

ARCHITECT
STRUCTURAL ENG.
MECHANICAL ENG.	NAME
ELECTRICAL ENG.
SCALE	AS MENTIONED

SHEET CONTENT
FOUNDATION PLAN

SHEET NO.
0000



ROOF BEAM PLAN

SCALE 1:50



**RUHGANDU PHASE II
HULHUMALĒ**

The drawings, concept and design contained are the properties of HDC. Use of any kind or copy of whole or part of this drawing, concept or design or use on other projects or sites other than that specified on this drawing is strictly prohibited.

DOCUMENT ID	XXXXX-SSSS-YYYY-(NUMBER)	VERSION	1
DOCUMENT NAME	REVISION	1
AUTHOR	CREATED DATE	24/02/2022
LAST UPDATED BY	LAST UPDATED DATE	24/02/2022
REVIEWED BY	REVIEWED DATE	24/02/2022
APPROVED BY	APPROVED DATE	24/02/2022
INFORMATION CLASSIFICATION SCHEME	(Public, Open, Confidential, Confidential & Sensitive and Secret)		

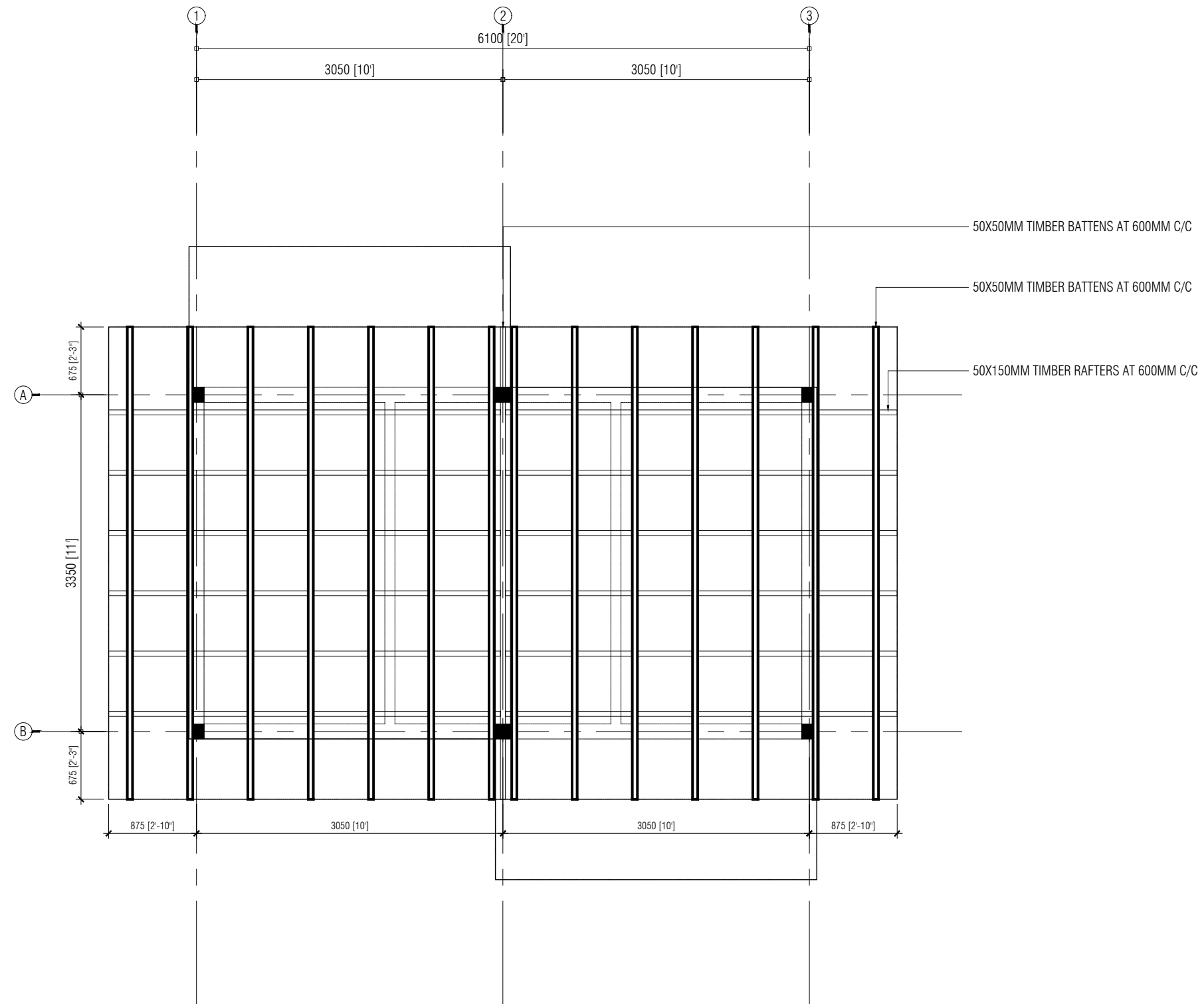
REVISION HISTORY			
VER.	DATE	REV.	REVISION
X	DD/MM/YYYY	Z	(DRAFT)
X	DD/MM/YYYY	Z	(FEEDBACK FORMS INCLUDED)
X	DD/MM/YYYY	Z	(MODIFIED FEEDBACK FORMS)
X	DD/MM/YYYY	Z	(REFORMATTED FEEDBACK FORM)

ARCHITECT
STRUCTURAL ENG.
MECHANICAL ENG.	NAME
ELECTRICAL ENG.
SCALE	AS MENTIONED

SHEET CONTENT
ROOF BEAM PLAN

SHEET NO.

0000



ROOF BEAM PLAN

SCALE 1:50



RUHGANDU PHASE II
HULHUMALĒ

The drawings, concept and design contained are the properties of HDC. Use of any kind or copy of whole or part of this drawing, concept or design or use on other projects or sites other than that specified on this drawing is strictly prohibited.

DOCUMENT ID	XXXX-SSSS-YYYY-(NUMBER)	VERSION	1
DOCUMENT NAME	REVISION	1
AUTHOR	CREATED DATE	24/02/2022
LAST UPDATED BY	LAST UPDATED DATE	24/02/2022
REVIEWED BY	REVIEWED DATE	24/02/2022
APPROVED BY	APPROVED DATE	24/02/2022
INFORMATION CLASSIFICATION SCHEME	(Public, Open, Confidential, Confidential & Sensitive and Secret)		

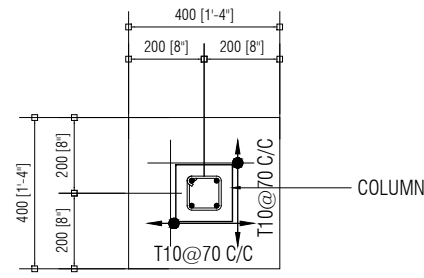
REVISION HISTORY			
VER.	DATE	REV.	REVISION
X	DD/MM/YYYY	Z	(DRAFT)
X	DD/MM/YYYY	Z	(FEEDBACK FORMS INCLUDED)
X	DD/MM/YYYY	Z	(MODIFIED FEEDBACK FORMS)
X	DD/MM/YYYY	Z	(REFORMATTED FEEDBACK FORM)

ARCHITECT
STRUCTURAL ENG.
MECHANICAL ENG.	NAME
ELECTRICAL ENG.
SCALE	AS MENTIONED

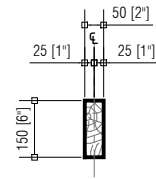
SHEET CONTENT
ROOF BEAM PLAN

SHEET NO.

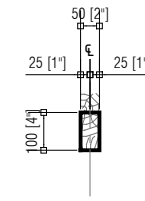
0000



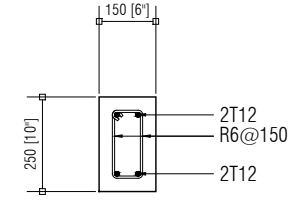
FOOTING DETAILS - F1



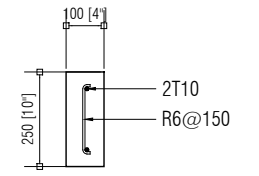
RIDGE BEAM & HIP BEAMS



RAFTER @600MM C/C

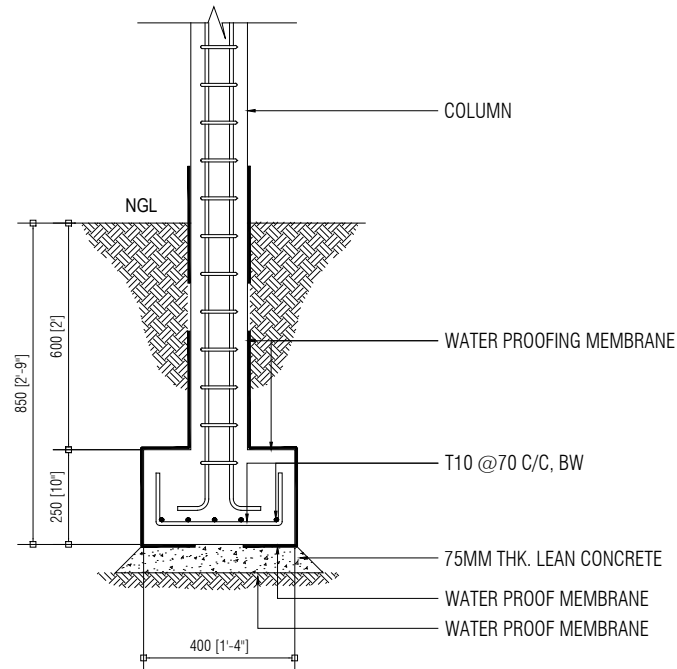


B1



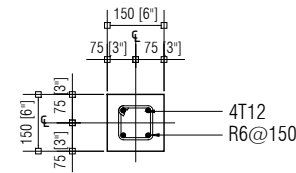
LB

BEAM DETAILS



FOOTING SECTION - F1

FOOTING DETAILS



C1

COLUMN DETAILS - C

STRUCTURAL DETAILS

SCALE 1:20

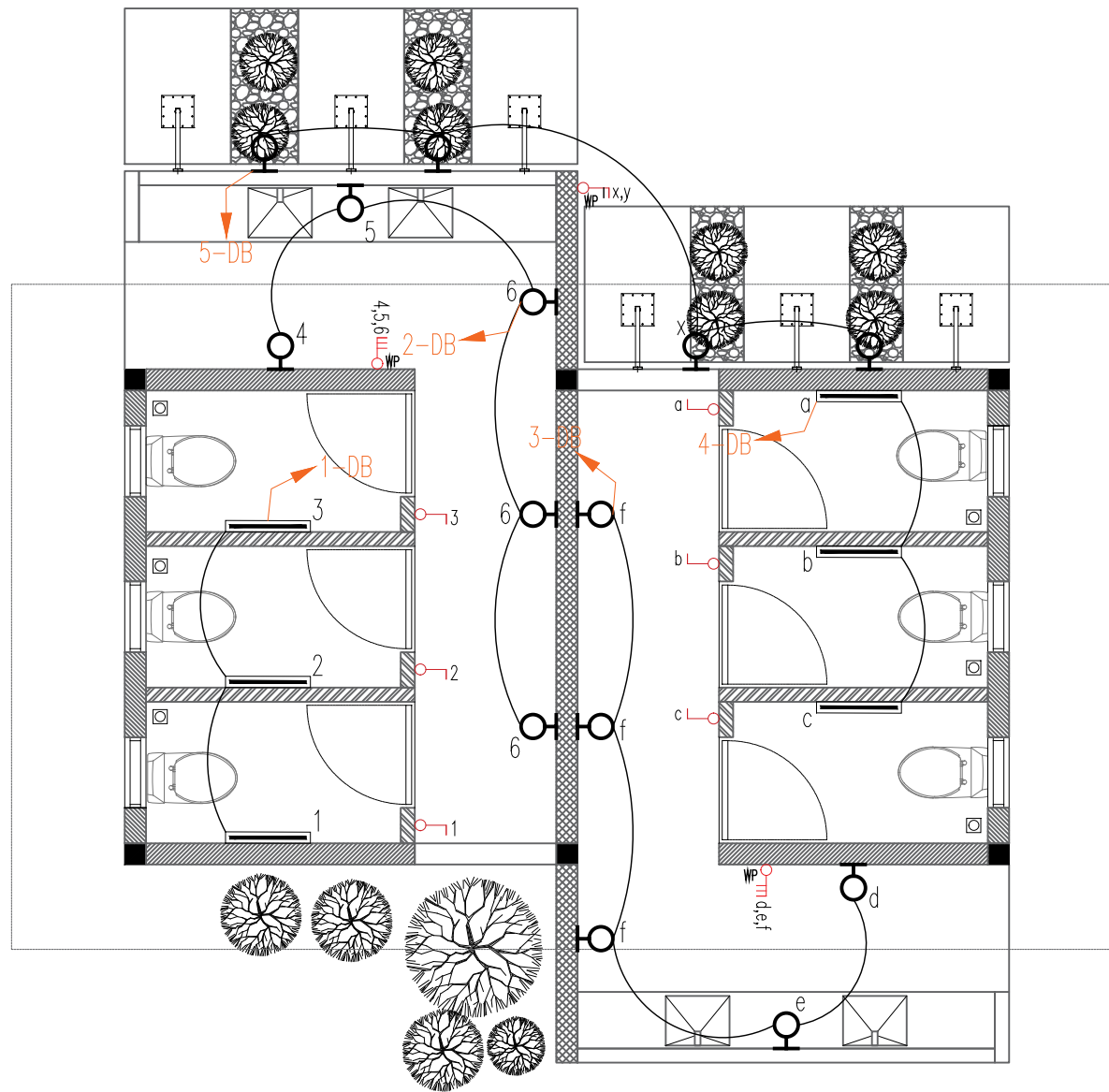


DOCUMENT ID	XXXXX-SSSS-YYYY-(NUMBER)	VERSION	1
DOCUMENT NAME	REVISION	1
AUTHOR	CREATED DATE	24/02/2022
LAST UPDATED BY	LAST UPDATED DATE	24/02/2022
REVIEWED BY	REVIEWED DATE	24/02/2022
APPROVED BY	APPROVED DATE	24/02/2022
INFORMATION CLASSIFICATION SCHEME	(Public, Open, Confidential, Confidential & Sensitive and Secret)		

REVISION HISTORY			
VER.	DATE	REV.	REVISION
X	DD/MM/YYYY	Z	(DRAFT)
X	DD/MM/YYYY	Z	(FEEDBACK FORMS INCLUDED)
X	DD/MM/YYYY	Z	(MODIFIED FEEDBACK FORMS)
X	DD/MM/YYYY	Z	(REFORMATTED FEEDBACK FORM)

ARCHITECT
STRUCTURAL ENG.
MECHANICAL ENG.	NAME
ELECTRICAL ENG.
SCALE	AS MENTIONED

SHEET CONTENT	STRUCTURAL DETAILS



	WALL-MOUNTED TUBE LIGHT, 1100 LUMENS LED ENERGY-SAVING LIGHT, WEATHER-PROOF
	WALL-MOUNTED LIGHT, 1100 LUMENS LED ENERGY-SAVING LIGHT, WEATHER-PROOF
	1-GANG SWITCH
	2-GANG SWITCH WEATHER-PROOF TYPE, IP65
	3-GANG SWITCH WEATHERPROOF-TYPE, IP65

LIGHTING PLAN

SCALE 1:50



RUHGANDU PHASE II HULHUMALÈ

The drawings, concept and design contained are the properties of HDC. Use of any kind or copy of whole or part of this drawing, concept or design or use on other projects or sites other than that specified on this drawing is strictly prohibited.

DOCUMENT ID	XXXXX-SSSS-YYYY-(NUMBER)	VERSION	1
DOCUMENT NAME	REVISION	1
AUTHOR	CREATED DATE	24/02/2022
LAST UPDATED BY	LAST UPDATED DATE	24/02/2022
REVIEWED BY	REVIEWED DATE	24/02/2022
APPROVED BY	APPROVED DATE	24/02/2022
INFORMATION CLASSIFICATION SCHEME	(Public, Open, Confidential, Confidential & Sensitive and Secret)		

REVISION HISTORY			
VER.	DATE	REV.	REVISION
X	DD/MM/YYYY	Z	(DRAFT)
X	DD/MM/YYYY	Z	(FEEDBACK FORMS INCLUDED)
X	DD/MM/YYYY	Z	(MODIFIED FEEDBACK FORMS)
X	DD/MM/YYYY	Z	(REFORMATTED FEEDBACK FORM)

ARCHITECT
STRUCTURAL ENG.
MECHANICAL ENG.	NAME
ELECTRICAL ENG.
SCALE	AS MENTIONED

SHEET CONTENT
LIGHTING PLAN

SHEET NO.

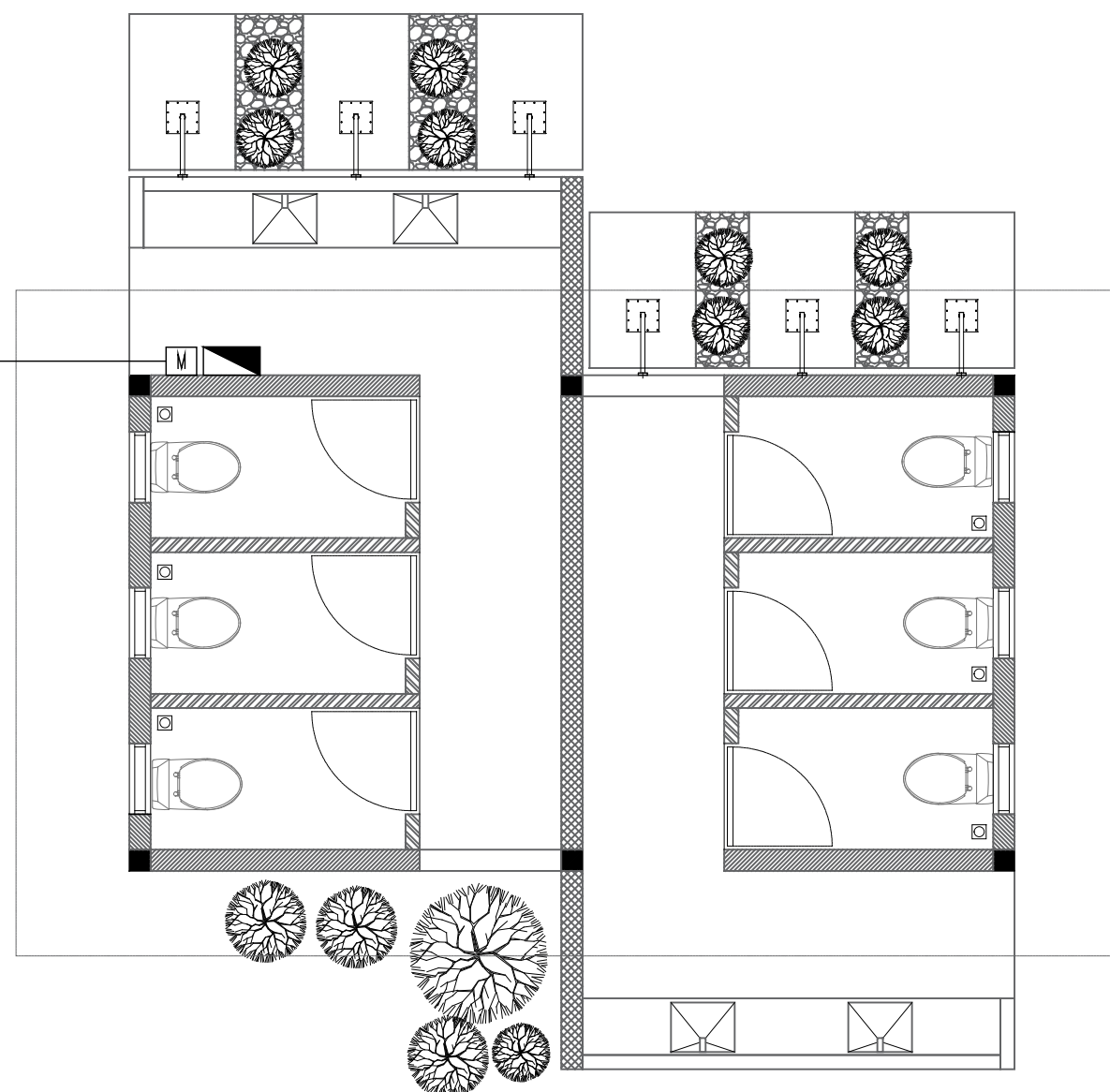
0000

M	KILOWATT-HOUR METER
▀	DISTRIBUTION BOARD

NOTE:

DISTRIBUTION BOARD & KILOWATT-HOUR METER SHALL HAVE AN IP65 ENCLOSURE

TO NEAREST STELCO LVDB



POWER SUPPLY PLAN



RUHGANDU PHASE II
HULHUMALÈ

The drawings, concept and design contained are the properties of HDC. Use of any kind or copy of whole or part of this drawing, concept or design or use on other projects or sites other than that specified on this drawing is strictly prohibited.

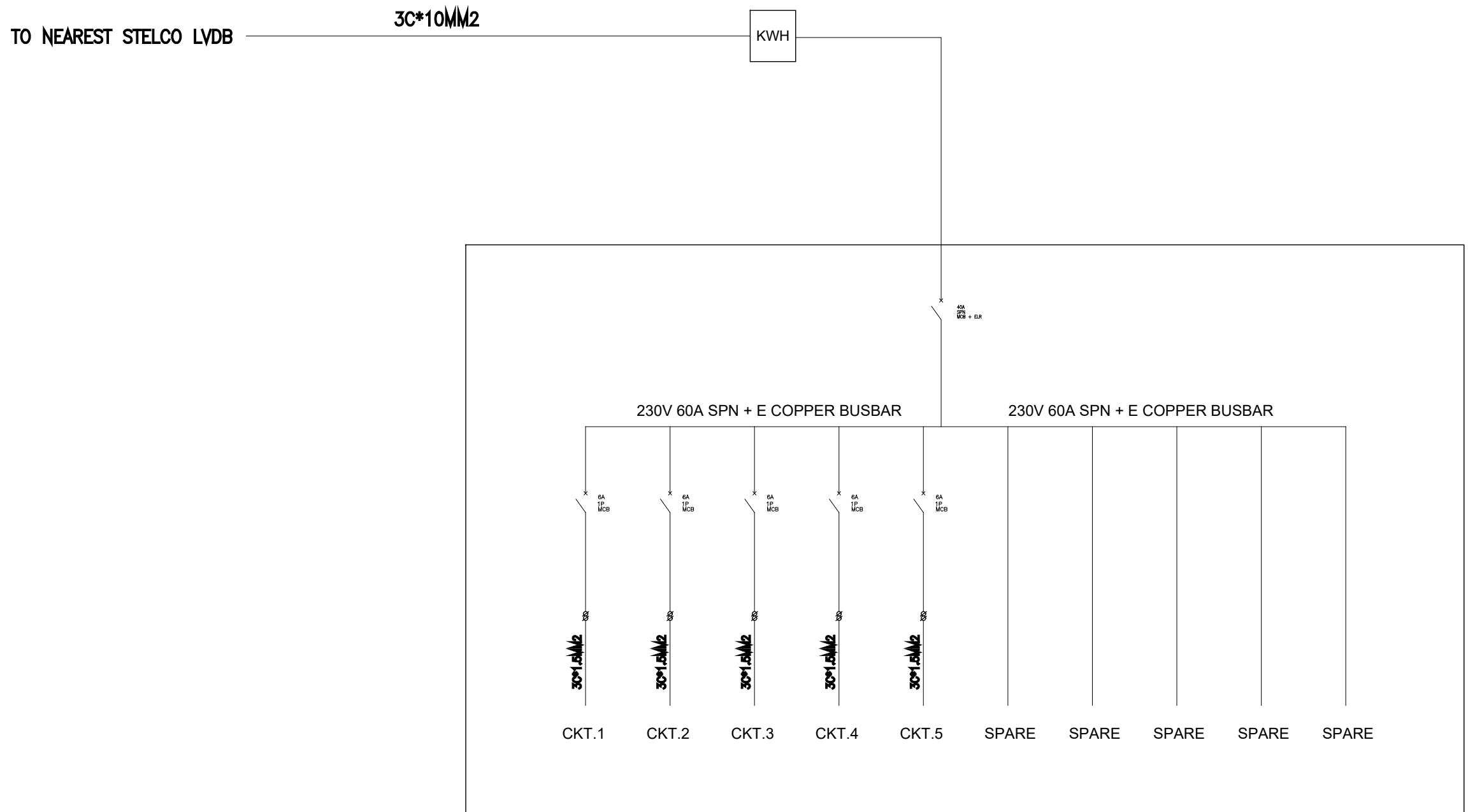
DOCUMENT ID	XXXXX-SSSS-YYYY-(NUMBER)	VERSION	1
DOCUMENT NAME	REVISION	1
AUTHOR	CREATED DATE	24/02/2022
LAST UPDATED BY	LAST UPDATED DATE	24/02/2022
REVIEWED BY	REVIEWED DATE	24/02/2022
APPROVED BY	APPROVED DATE	24/02/2022
INFORMATION CLASSIFICATION SCHEME	(Public, Open, Confidential, Confidential & Sensitive and Secret)		

REVISION HISTORY			
VER.	DATE	REV.	REVISION
X	DD/MM/YYYY	Z	(DRAFT)
X	DD/MM/YYYY	Z	(FEEDBACK FORMS INCLUDED)
X	DD/MM/YYYY	Z	(MODIFIED FEEDBACK FORMS)
X	DD/MM/YYYY	Z	(REFORMATTED FEEDBACK FORM)

ARCHITECT
STRUCTURAL ENG.
MECHANICAL ENG.	NAME
ELECTRICAL ENG.
SCALE	AS MENTIONED

SHEET CONTENT
POWER SUPPLY PLAN

SHEET NO.
0000



SINGLE-LINE DIAGRAM



RUHGANDU PHASE II
HULHUMALÈ

The drawings, concept and design contained are the properties of HDC. Use of any kind or copy of whole or part of this drawing, concept or design or use on other projects or sites other than that specified on this drawing is strictly prohibited.

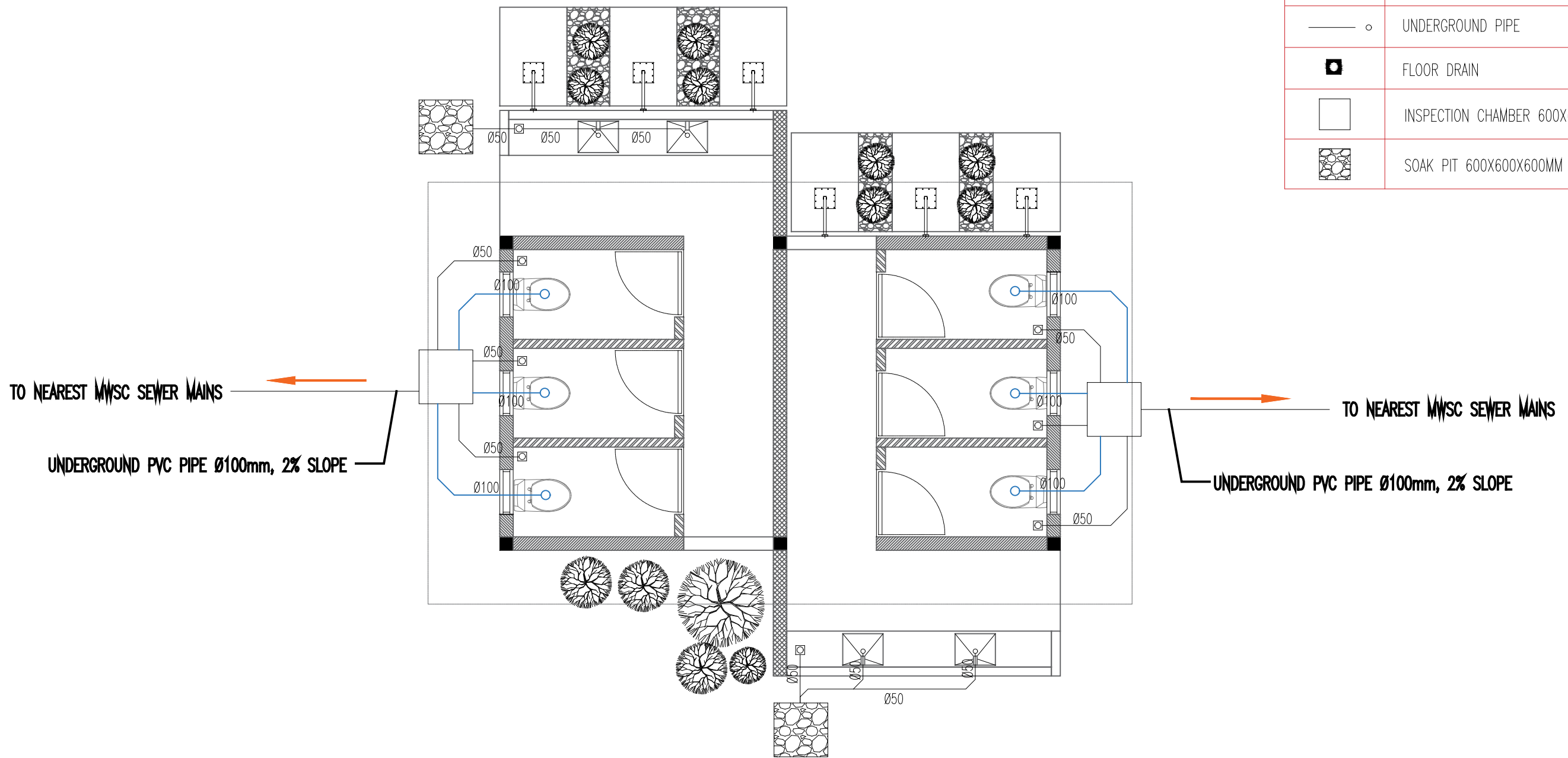
DOCUMENT ID	XXXXX-SSSS-YYYY-(NUMBER)	VERSION	1
DOCUMENT NAME	REVISION	1
AUTHOR		CREATED DATE	24/02/2022
LAST UPDATED BY	LAST UPDATED DATE	24/02/2022
REVIEWED BY	REVIEWED DATE	24/02/2022
APPROVED BY	APPROVED DATE	24/02/2022
INFORMATION CLASSIFICATION SCHEME	(Public, Open, Confidential, Confidential & Sensitive and Secret)		

REVISION HISTORY			
VER.	DATE	REV.	REVISION
X	DD/MM/YYYY	Z	(DRAFT)
X	DD/MM/YYYY	Z	(FEEDBACK FORMS INCLUDED)
X	DD/MM/YYYY	Z	(MODIFIED FEEDBACK FORMS)
X	DD/MM/YYYY	Z	(REFORMATTED FEEDBACK FORM)

ARCHITECT
STRUCTURAL ENG.	
MECHANICAL ENG.	NAME
ELECTRICAL ENG.	
SCALE	AS MENTIONED

SHEET CONTENT
SINGLE LINE DIAGRAM

SHEET NO.
0000



	WASTE-STACK PIPE
	SOLID-STACK PIPE
	UNDERGROUND PIPE
	FLOOR DRAIN
	INSPECTION CHAMBER 600X600MM
	SOAK PIT 600X600X600MM

DRAINAGE PLAN

SCALE 1:50



**RUHGANDU PHASE II
HULHUMALÈ**

The drawings, concept and design contained are the properties of HDC. Use of any kind or copy of whole or part of this drawing, concept or design or use on other projects or sites other than that specified on this drawing is strictly prohibited.

DOCUMENT ID	XXXXX-SSSS-YYYY-(NUMBER)	VERSION	1
DOCUMENT NAME	REVISION	1
AUTHOR	CREATED DATE	24/02/2022
LAST UPDATED BY	LAST UPDATED DATE	24/02/2022
REVIEWED BY	REVIEWED DATE	24/02/2022
APPROVED BY	APPROVED DATE	24/02/2022
INFORMATION CLASSIFICATION SCHEME	(Public, Open, Confidential, Confidential & Sensitive and Secret)		

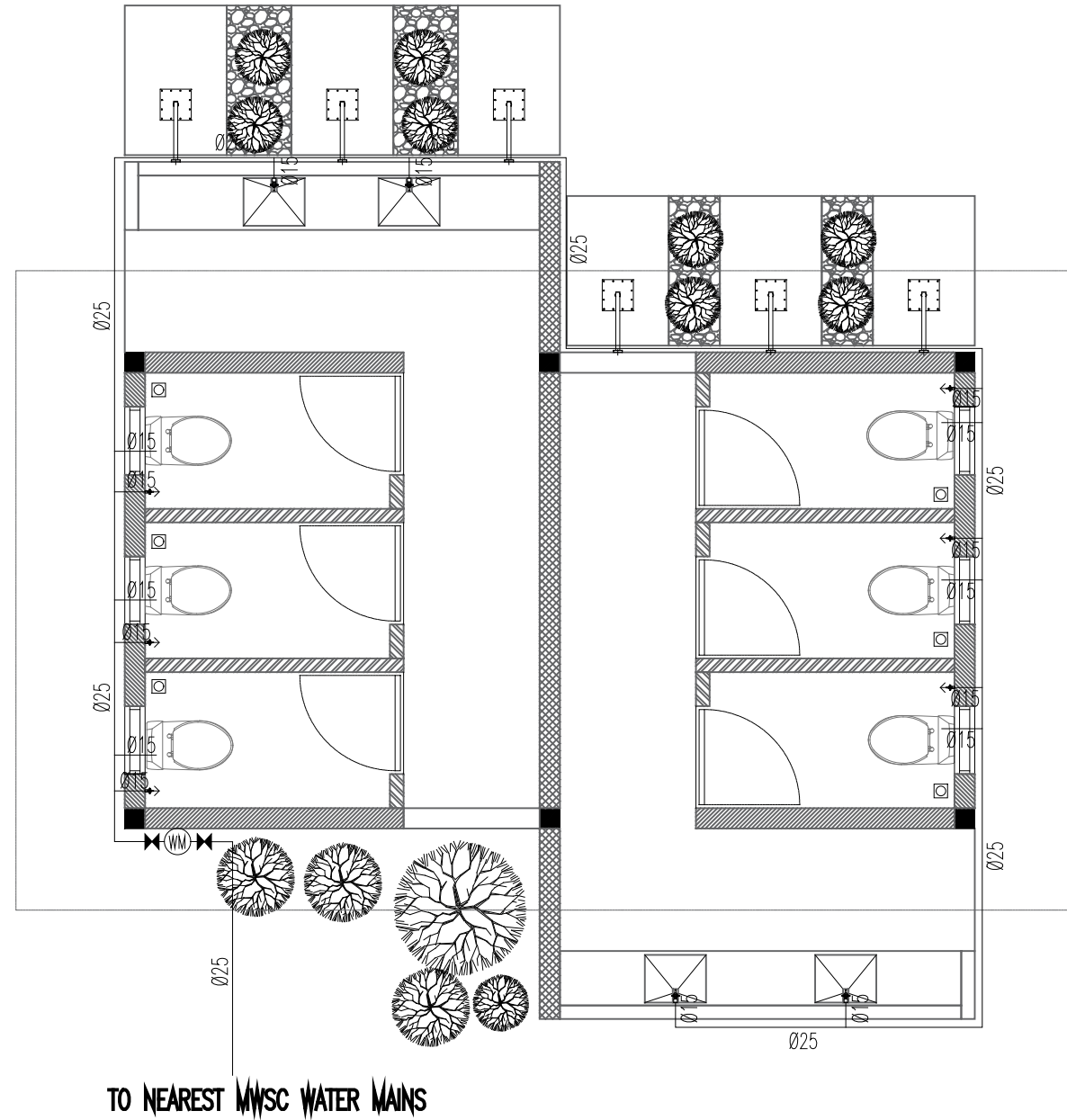
REVISION HISTORY			
VER.	DATE	REV.	REVISION
X	DD/MM/YYYY	Z	(DRAFT)
X	DD/MM/YYYY	Z	(FEEDBACK FORMS INCLUDED)
X	DD/MM/YYYY	Z	(MODIFIED FEEDBACK FORMS)
X	DD/MM/YYYY	Z	(REFORMATTED FEEDBACK FORM)

ARCHITECT
STRUCTURAL ENG.
MECHANICAL ENG.	NAME
ELECTRICAL ENG.
SCALE	AS MENTIONED

SHEET CONTENT
DRAINAGE PLAN

SHEET NO.

0000



—	PVC HIGH-PRESSURED PIPE
⊙ WM	WATER METER
✕	ISOLATING VALVE
→	MUSLIM SHOWER
+	WATER TAP
⊙	SHOWER HEAD

WATER SUPPLY PLAN

SCALE 1:50



RUHGANDU PHASE II HULHUMALÈ

The drawings, concept and design contained are the properties of HDC. Use of any kind or copy of whole or part of this drawing, concept or design or use on other projects or sites other than that specified on this drawing is strictly prohibited.

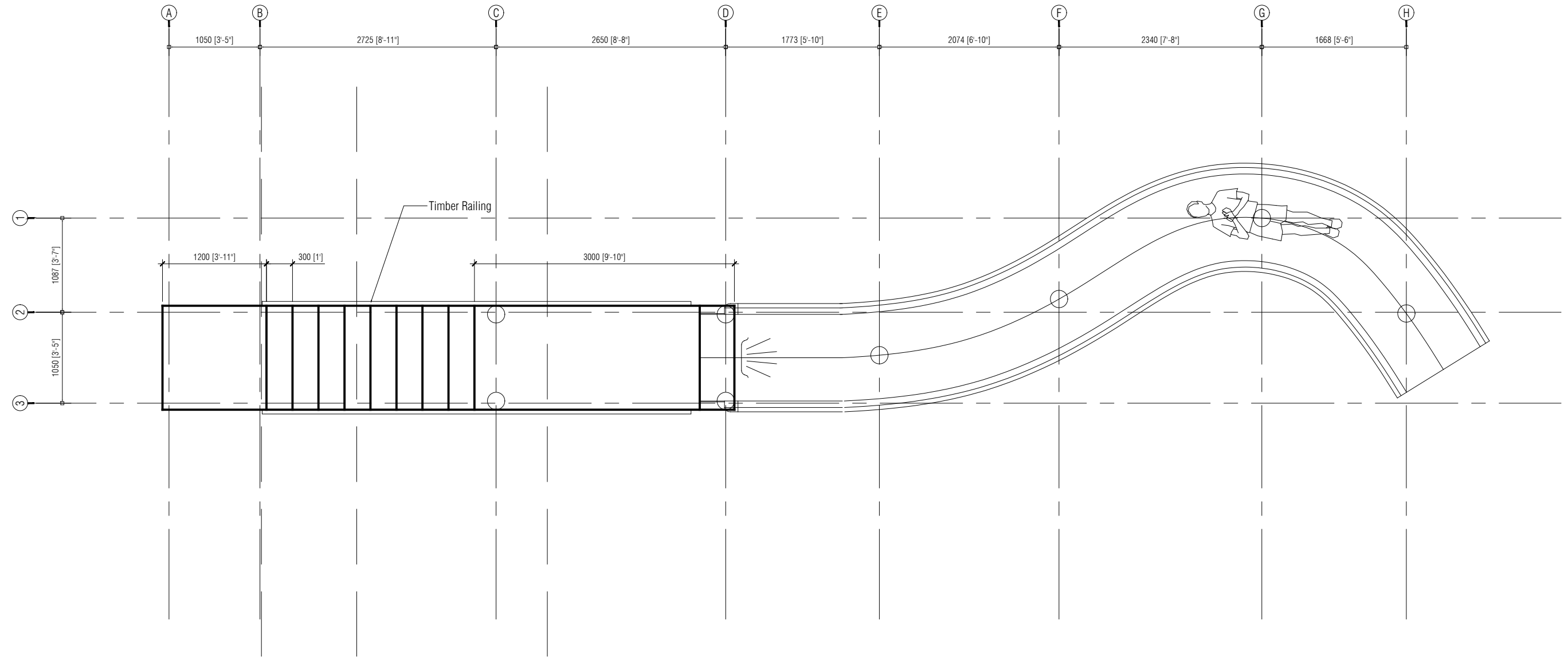
DOCUMENT ID	XXXXX-SSSS-YYYY-(NUMBER)	VERSION	1
DOCUMENT NAME	REVISION	1
AUTHOR	CREATED DATE	24/02/2022
LAST UPDATED BY	LAST UPDATED DATE	24/02/2022
REVIEWED BY	REVIEWED DATE	24/02/2022
APPROVED BY	APPROVED DATE	24/02/2022
INFORMATION CLASSIFICATION SCHEME	(Public, Open, Confidential, Confidential & Sensitive and Secret)		

REVISION HISTORY			
VER.	DATE	REV.	REVISION
X	DD/MM/YYYY	Z	(DRAFT)
X	DD/MM/YYYY	Z	(FEEDBACK FORMS INCLUDED)
X	DD/MM/YYYY	Z	(MODIFIED FEEDBACK FORMS)
X	DD/MM/YYYY	Z	(REFORMATTED FEEDBACK FORM)

ARCHITECT
STRUCTURAL ENG.
MECHANICAL ENG.	NAME
ELECTRICAL ENG.
SCALE	AS MENTIONED

SHEET CONTENT
WATER SUPPLY PLAN

SHEET NO.
0000



PLAN

SCALE 1:50



**RUHGANDU PHASE II
HULHUMALĒ**

The drawings, concept and design contained are the properties of HDC. Use of any kind or copy of whole or part of this drawing, concept or design or use on other projects or sites other than that specified on this drawing is strictly prohibited.

DOCUMENT ID	XXXXX-SSSS-YYYY-(NUMBER)	VERSION	1
DOCUMENT NAME	REVISION	1
AUTHOR	CREATED DATE	24/02/2022
LAST UPDATED BY	LAST UPDATED DATE	24/02/2022
REVIEWED BY	REVIEWED DATE	24/02/2022
APPROVED BY	APPROVED DATE	24/02/2022
INFORMATION CLASSIFICATION SCHEME	(Public, Open, Confidential, Confidential & Sensitive and Secret)		

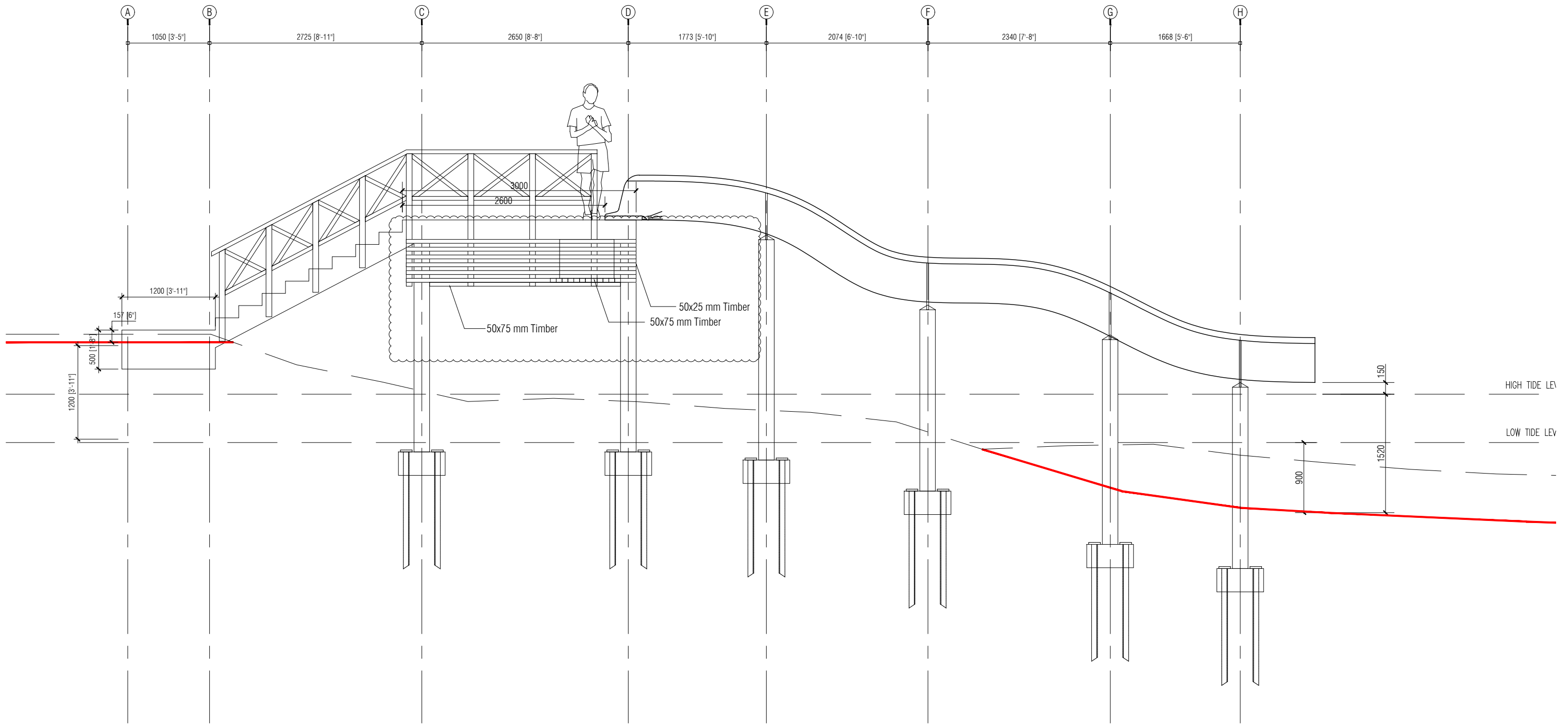
REVISION HISTORY			
VER.	DATE	REV.	REVISION
X	DD/MM/YYYY	Z	(DRAFT)
X	DD/MM/YYYY	Z	(FEEDBACK FORMS INCLUDED)
X	DD/MM/YYYY	Z	(MODIFIED FEEDBACK FORMS)
X	DD/MM/YYYY	Z	(REFORMATTED FEEDBACK FORM)

ARCHITECT
STRUCTURAL ENG.
MECHANICAL ENG.	NAME
ELECTRICAL ENG.
SCALE	AS MENTIONED

SHEET CONTENT
SLIDE PLAN

SHEET NO.

0000



ELEVATION 1

SCALE 1:50



RUHGANDU PHASE II
HULHUMALĒ

The drawings, concept and design contained are the properties of HDC. Use of any kind or copy of whole or part of this drawing, concept or design or use on other projects or sites other than that specified on this drawing is strictly prohibited.

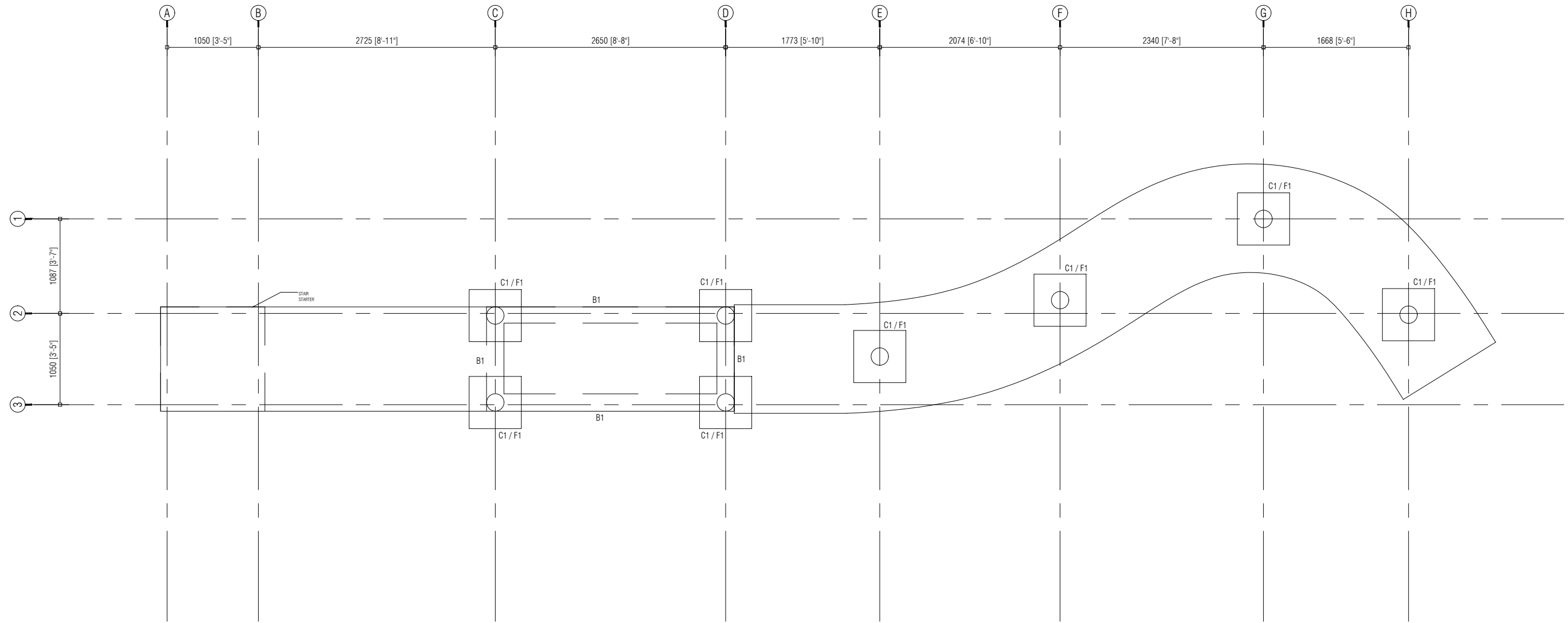
DOCUMENT ID	XXXXX-SSSS-YYYY-(NUMBER)	VERSION	1
DOCUMENT NAME	REVISION	1
AUTHOR	CREATED DATE	24/02/2022
LAST UPDATED BY	LAST UPDATED DATE	24/02/2022
REVIEWED BY	REVIEWED DATE	24/02/2022
APPROVED BY	APPROVED DATE	24/02/2022
INFORMATION CLASSIFICATION SCHEME	(Public, Open, Confidential, Confidential & Sensitive and Secret)		

REVISION HISTORY			
VER.	DATE	REV.	REVISION
X	DD/MM/YYYY	Z	(DRAFT)
X	DD/MM/YYYY	Z	(FEEDBACK FORMS INCLUDED)
X	DD/MM/YYYY	Z	(MODIFIED FEEDBACK FORMS)
X	DD/MM/YYYY	Z	(REFORMATTED FEEDBACK FORM)

ARCHITECT
STRUCTURAL ENG.
MECHANICAL ENG.	NAME
ELECTRICAL ENG.
SCALE	AS MENTIONED

SHEET CONTENT
SLIDE ELEVATION

SHEET NO.
0000



STRUCTURAL PLAN

SCALE 1: 50



**RUHGANDU PHASE II
HULHUMALÈ**

The drawings, concept and design contained are the properties of HDC. Use of any kind or copy of whole or part of this drawing, concept or design or use on other projects or sites other than that specified on this drawing is strictly prohibited.

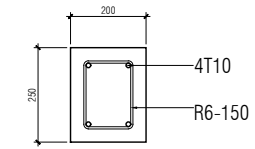
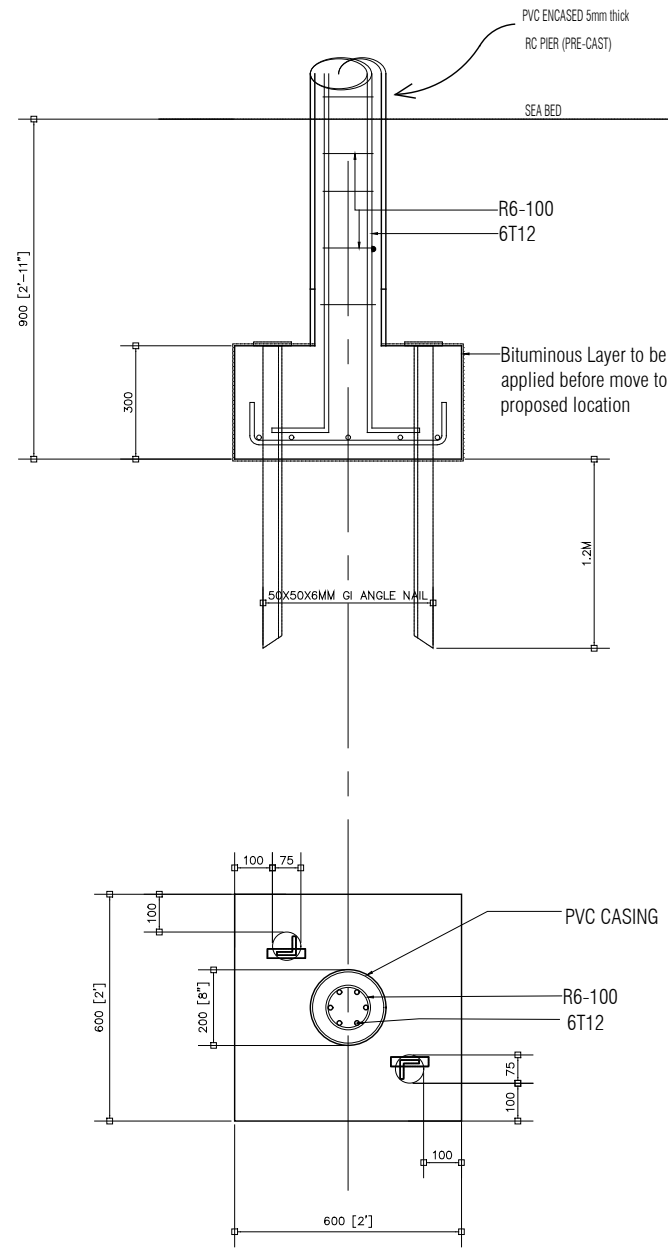
DOCUMENT ID	XXXXX-SSSS-YYYY-(NUMBER)	VERSION	1
DOCUMENT NAME	REVISION	1
AUTHOR	CREATED DATE	24/02/2022
LAST UPDATED BY	LAST UPDATED DATE	24/02/2022
REVIEWED BY	REVIEWED DATE	24/02/2022
APPROVED BY	APPROVED DATE	24/02/2022
INFORMATION CLASSIFICATION SCHEME	(Public, Open, Confidential, Confidential & Sensitive and Secret)		

REVISION HISTORY			
VER.	DATE	REV.	REVISION
X	DD/MM/YYYY	Z	(DRAFT)
X	DD/MM/YYYY	Z	(FEEDBACK FORMS INCLUDED)
X	DD/MM/YYYY	Z	(MODIFIED FEEDBACK FORMS)
X	DD/MM/YYYY	Z	(REFORMATTED FEEDBACK FORM)

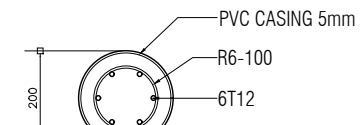
ARCHITECT
STRUCTURAL ENG.
MECHANICAL ENG.	NAME
ELECTRICAL ENG.
SCALE	AS MENTIONED

SHEET CONTENT
STRUCTURAL PLAN

SHEET NO.
0000



B1
SCALE : 1:10



C1

RC PIER COLUMNS
DETAIL - COLUMN
SCALE : 1:20

FOOTING SIZES AND REINFORCEMENT DETAILS

FOOTING ID	SIZES	REINFORCEMENT
F1	600X600X300	T10-150 B/W BOTT.

STRUCTURAL DETAILS

SCALE 1:20



DOCUMENT ID	XXXXX-SSSS-YYYY-(NUMBER)	VERSION	1
DOCUMENT NAME	REVISION	1
AUTHOR	CREATED DATE	24/02/2022
LAST UPDATED BY	LAST UPDATED DATE	24/02/2022
REVIEWED BY	REVIEWED DATE	24/02/2022
APPROVED BY	APPROVED DATE	24/02/2022
INFORMATION CLASSIFICATION SCHEME	(Public, Open, Confidential, Confidential & Sensitive and Secret)		

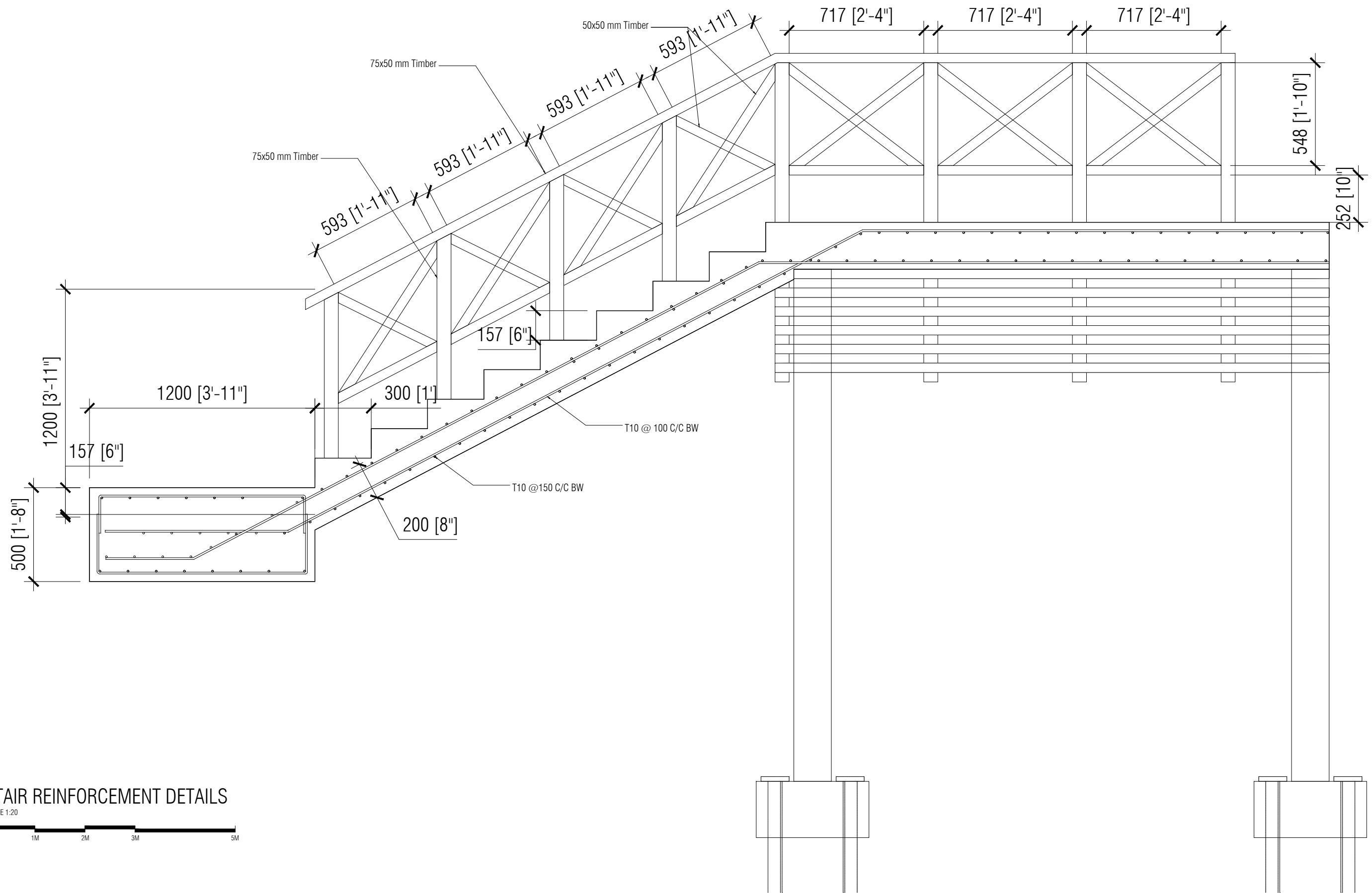
REVISION HISTORY			
VER.	DATE	REV.	REVISION
X	DD/MM/YYYY	Z	(DRAFT)
X	DD/MM/YYYY	Z	(FEEDBACK FORMS INCLUDED)
X	DD/MM/YYYY	Z	(MODIFIED FEEDBACK FORMS)
X	DD/MM/YYYY	Z	(REFORMATTED FEEDBACK FORM)

ARCHITECT	
STRUCTURAL ENG.	NAME	
MECHANICAL ENG.	NAME	
ELECTRICAL ENG.	NAME	
SCALE		AS MENTIONED

SHEET CONTENT	
STRUCTURAL DETAILS	

SHEET NO.

0000



STAIR REINFORCEMENT DETAILS

SCALE 1:20



RUHGANDU PHASE II
HULHUMALÈ

The drawings, concept and design contained are the properties of HDC. Use of any kind or copy of whole or part of this drawing, concept or design or use on other projects or sites other than that specified on this drawing is strictly prohibited.

DOCUMENT ID	XXXXX-SSSS-YYYY-(NUMBER)	VERSION	1
DOCUMENT NAME	REVISION	1
AUTHOR	CREATED DATE	24/02/2022
LAST UPDATED BY	LAST UPDATED DATE	24/02/2022
REVIEWED BY	REVIEWED DATE	24/02/2022
APPROVED BY	APPROVED DATE	24/02/2022
INFORMATION CLASSIFICATION SCHEME	(Public, Open, Confidential, Confidential & Sensitive and Secret)		

REVISION HISTORY			
VER.	DATE	REV.	REVISION
X	DD/MM/YYYY	Z	(DRAFT)
X	DD/MM/YYYY	Z	(FEEDBACK FORMS INCLUDED)
X	DD/MM/YYYY	Z	(MODIFIED FEEDBACK FORMS)
X	DD/MM/YYYY	Z	(REFORMATTED FEEDBACK FORM)




ARCHITECT
STRUCTURAL ENG.
MECHANICAL ENG.	NAME
ELECTRICAL ENG.
SCALE	AS MENTIONED

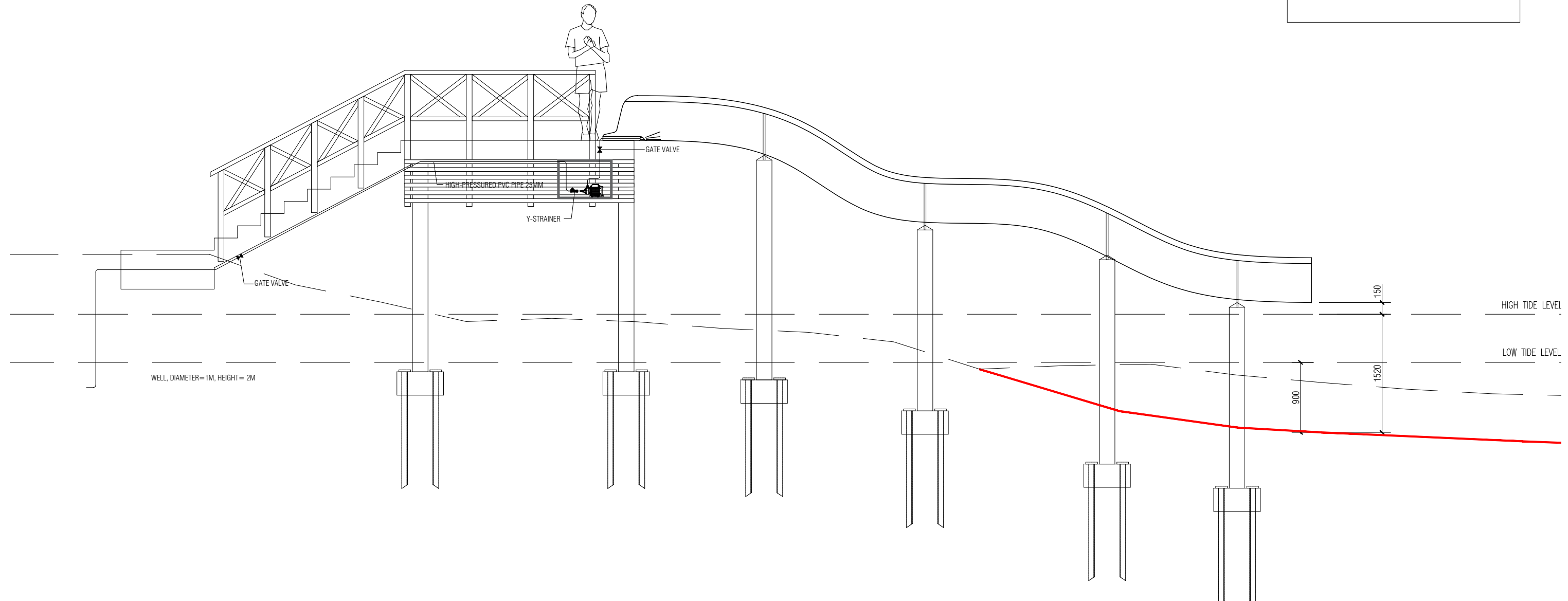
SHEET CONTENT
STAIR REINFORCEMENT DETAIL

SHEET NO.

0000

LEGEND

SYMBOL	DESCRIPTION
	WATER PUMP 0.25HP, SINGLE-PHASE, 230V, 50HZ ANTI-CORROSION
	WELL, DIAMETER=1M, HEIGHT=2M
	HIGH-PRESSURED PVC PIPE 25MM



WATER SUPPLY LAYOUT



RUHGANDU PHASE II HULHUMALÈ

The drawings, concept and design contained are the properties of HDC. Use of any kind or copy of whole or part of this drawing, concept or design or use on other projects or sites other than that specified on this drawing is strictly prohibited.

DOCUMENT ID	XXXXX-SSSS-YYYY-(NUMBER)	VERSION	1
DOCUMENT NAME	REVISION	1
AUTHOR	CREATED DATE	24/02/2022
LAST UPDATED BY	LAST UPDATED DATE	24/02/2022
REVIEWED BY	REVIEWED DATE	24/02/2022
APPROVED BY	APPROVED DATE	24/02/2022
INFORMATION CLASSIFICATION SCHEME	(Public, Open, Confidential, Confidential & Sensitive and Secret)		

REVISION HISTORY			
VER.	DATE	REV.	REVISION
X	DD/MM/YYYY	Z	(DRAFT)
X	DD/MM/YYYY	Z	(FEEDBACK FORMS INCLUDED)
X	DD/MM/YYYY	Z	(MODIFIED FEEDBACK FORMS)
X	DD/MM/YYYY	Z	(REFORMATTED FEEDBACK FORM)





ARCHITECT
STRUCTURAL ENG.
MECHANICAL ENG.	NAME
ELECTRICAL ENG.
SCALE	AS MENTIONED

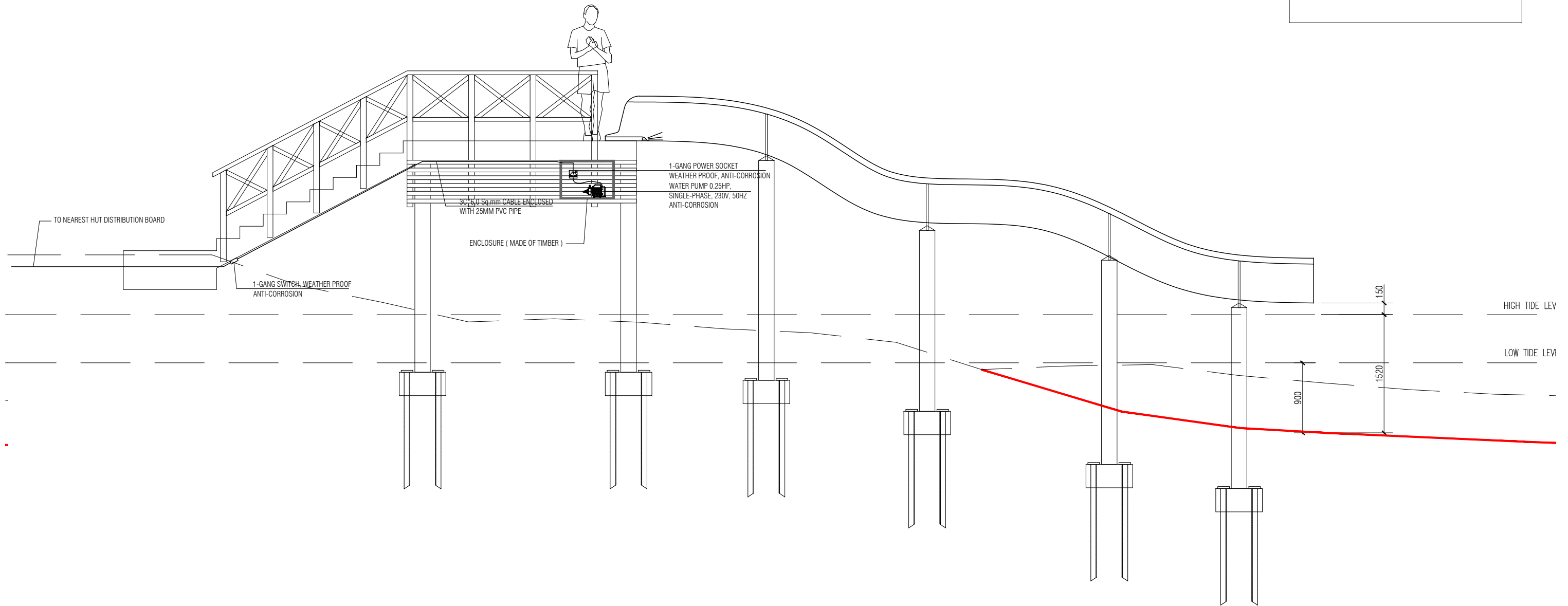
SHEET CONTENT
WATER SUPPLY LAYOUT

SHEET NO.

0000

LEGEND:

SYMBOL	DESCRIPTION
	WATER PUMP 0.25HP, SINGLE-PHASE, 230V, 50HZ ANTI-CORROSION
	1-GANG POWER SOCKET WEATHER PROOF, ANTI-CORROSION
	1-GANG SWITCH, WEATHER PROOF ANTI-CORROSION
	3C*6.0 Sq.mm CABLE ENCLOSED WITH 25MM PVC PIPE



POWER LAYOUT

SCALE 1: 50



RUHGANDU PHASE II
HULHUMALÈ

The drawings, concept and design contained are the properties of HDC. Use of any kind or copy of whole or part of this drawing, concept or design or use on other projects or sites other than that specified on this drawing is strictly prohibited.

DOCUMENT ID	XXXX-SSSS-YYYY-(NUMBER)	VERSION	1
DOCUMENT NAME	REVISION	1
AUTHOR	CREATED DATE	24/02/2022
LAST UPDATED BY	LAST UPDATED DATE	24/02/2022
REVIEWED BY	REVIEWED DATE	24/02/2022
APPROVED BY	APPROVED DATE	24/02/2022
INFORMATION CLASSIFICATION SCHEME	(Public, Open, Confidential, Confidential & Sensitive and Secret)		




REVISION HISTORY			
VER.	DATE	REV.	REVISION
X	DD/MM/YYYY	Z	(DRAFT)
X	DD/MM/YYYY	Z	(FEEDBACK FORMS INCLUDED)
X	DD/MM/YYYY	Z	(MODIFIED FEEDBACK FORMS)
X	DD/MM/YYYY	Z	(REFORMATTED FEEDBACK FORM)

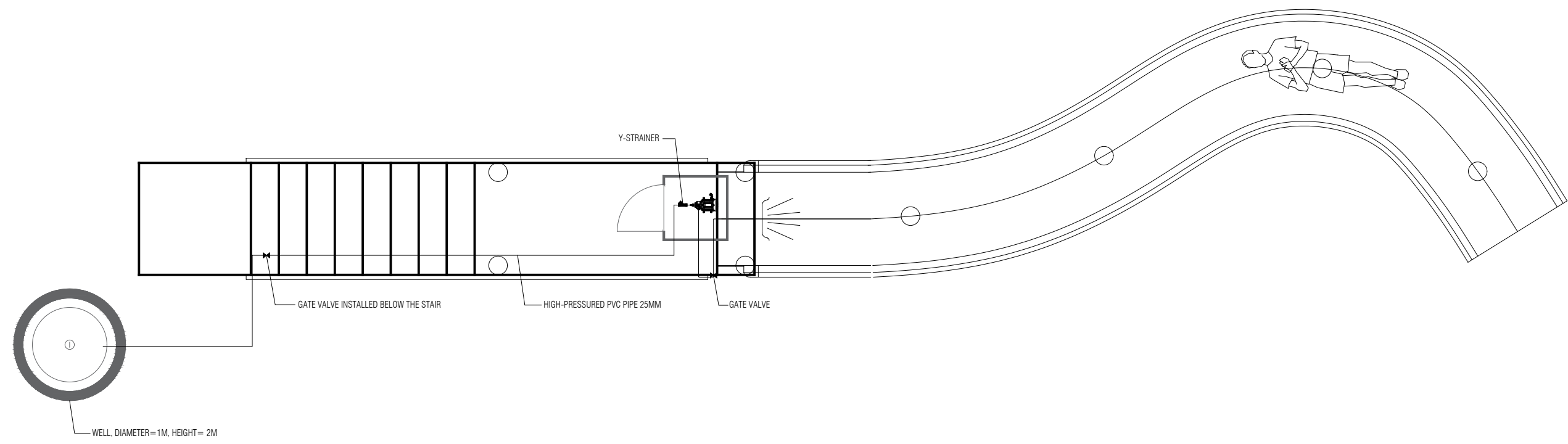
ARCHITECT
STRUCTURAL ENG.
MECHANICAL ENG.	NAME
ELECTRICAL ENG.
SCALE	AS MENTIONED

SHEET CONTENT
POWER LAYOUT

SHEET NO.
0000

LEGEND:

SYMBOL	DESCRIPTION
	WATER PUMP 0.25HP, SINGLE-PHASE, 230V, 50HZ ANTI-CORROSION
	WELL, DIAMETER=1M, HEIGHT=2M
	HIGH-PRESSURED PVC PIPE 25MM



WATER SUPPLY LAYOUT

SCALE 1: 50



RUHGANDU PHASE II
HULHUMALÈ

The drawings, concept and design contained are the properties of HDC. Use of any kind or copy of whole or part of this drawing, concept or design or use on other projects or sites other than that specified on this drawing is strictly prohibited.

DOCUMENT ID	XXXXX-SSSS-YYYY-(NUMBER)	VERSION	1
DOCUMENT NAME	REVISION	1
AUTHOR	CREATED DATE	24/02/2022
LAST UPDATED BY	LAST UPDATED DATE	24/02/2022
REVIEWED BY	REVIEWED DATE	24/02/2022
APPROVED BY	APPROVED DATE	24/02/2022
INFORMATION CLASSIFICATION SCHEME	(Public, Open, Confidential, Confidential & Sensitive and Secret)		





REVISION HISTORY			
VER.	DATE	REV.	REVISION
X	DD/MM/YYYY	Z	(DRAFT)
X	DD/MM/YYYY	Z	(FEEDBACK FORMS INCLUDED)
X	DD/MM/YYYY	Z	(MODIFIED FEEDBACK FORMS)
X	DD/MM/YYYY	Z	(REFORMATTED FEEDBACK FORM)

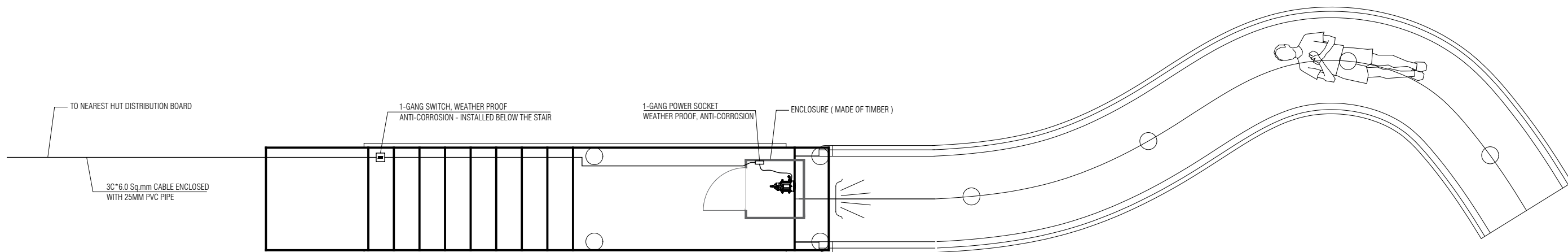
ARCHITECT
STRUCTURAL ENG.
MECHANICAL ENG.	NAME
ELECTRICAL ENG.
SCALE	AS MENTIONED

SHEET CONTENT
WATER SUPPLY LAYOUT

SHEET NO.
0000

LEGEND:

SYMBOL	DESCRIPTION
	WATER PUMP 0.25HP, SINGLE-PHASE, 230V, 50HZ ANTI-CORROSION
	1-GANG POWER SOCKET WEATHER PROOF, ANTI-CORROSION
	1-GANG SWITCH, WEATHER PROOF ANTI-CORROSION
	3C*6.0 Sq.mm CABLE ENCLOSED WITH 25MM PVC PIPE



POWER LAYOUT

SCALE 1: 50



RUHGANDU PHASE II
HULHUMALÈ

The drawings, concept and design contained are the properties of HDC. Use of any kind or copy of whole or part of this drawing, concept or design or use on other projects or sites other than that specified on this drawing is strictly prohibited.

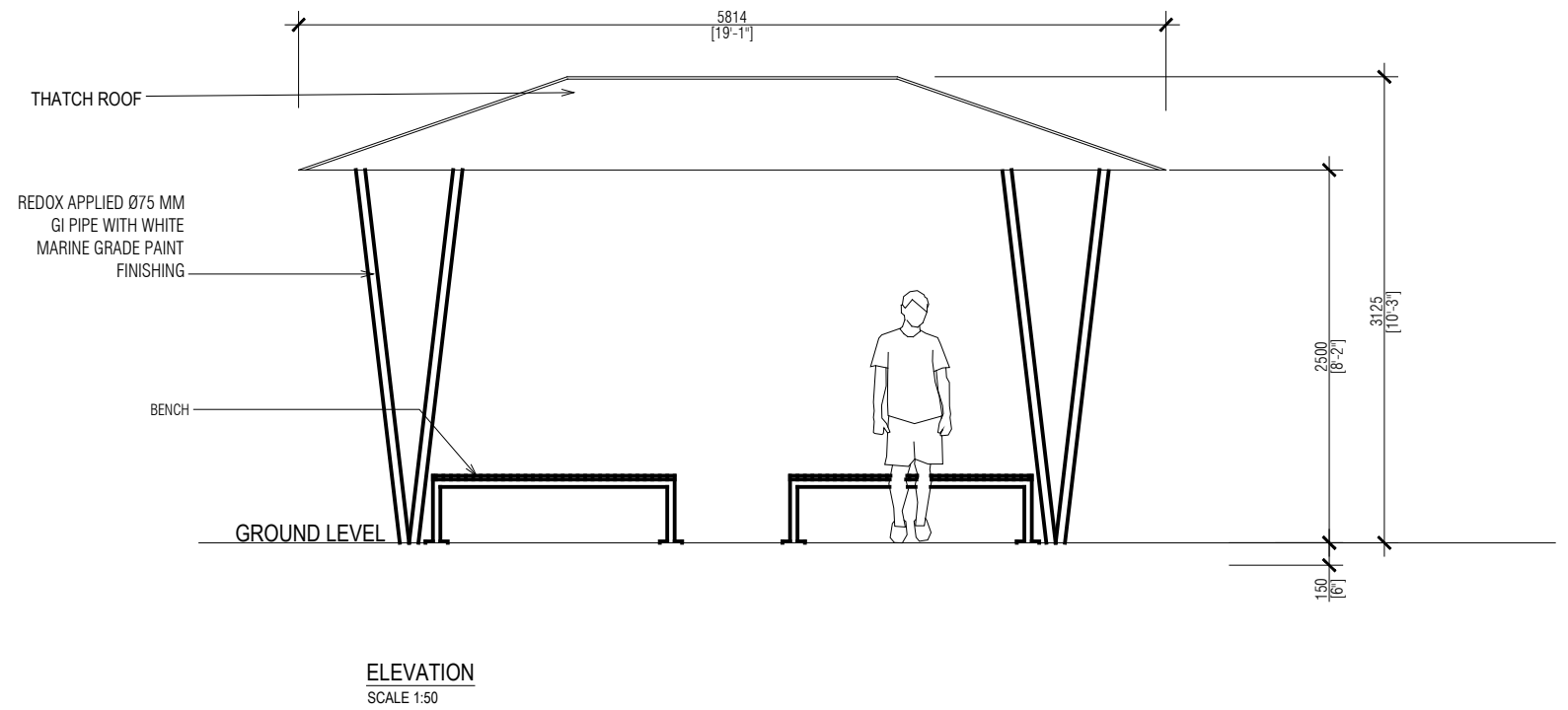
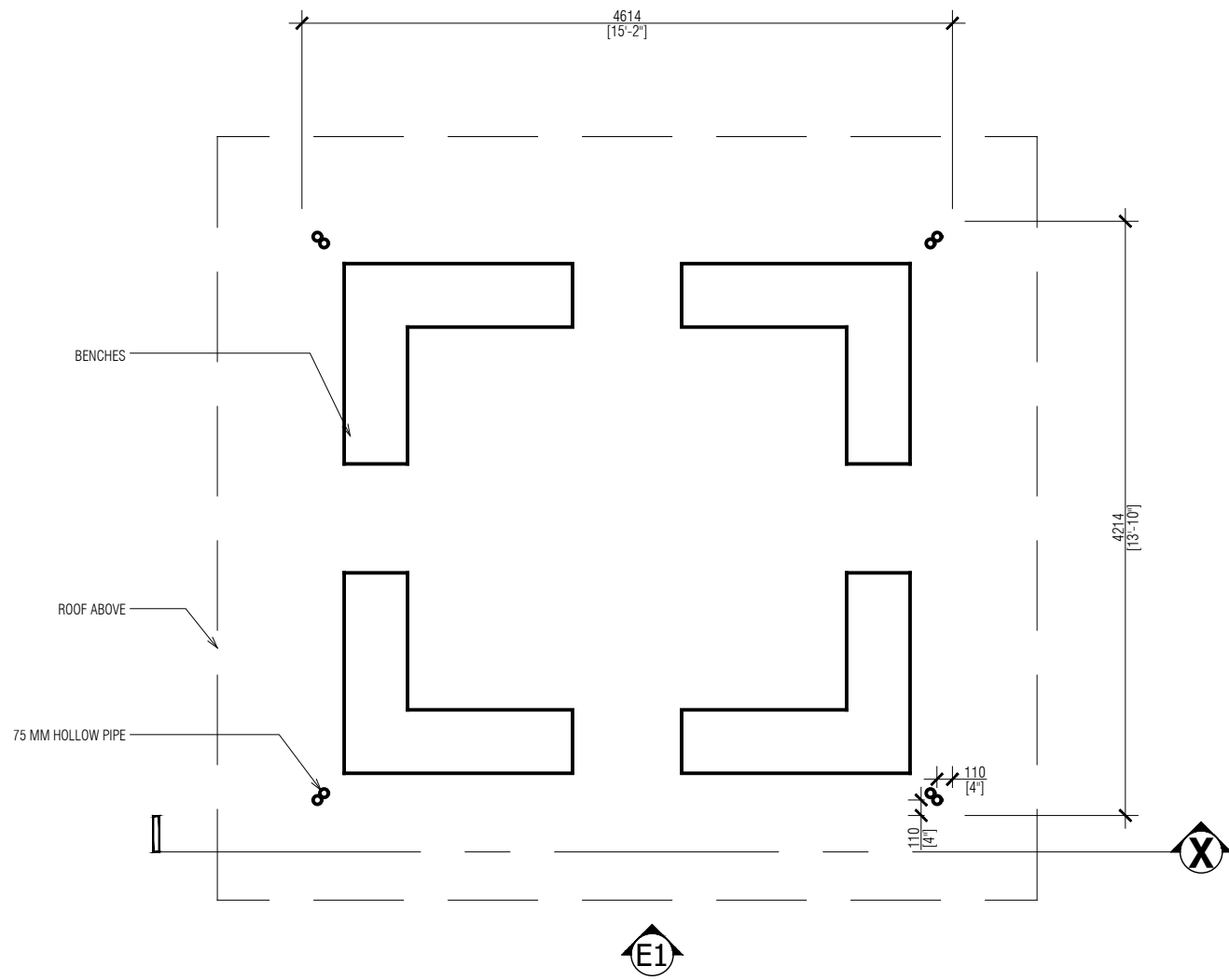
DOCUMENT ID	XXXXX-SSSS-YYYY-(NUMBER)	VERSION	1
DOCUMENT NAME	REVISION	1
AUTHOR	CREATED DATE	24/02/2022
LAST UPDATED BY	LAST UPDATED DATE	24/02/2022
REVIEWED BY	REVIEWED DATE	24/02/2022
APPROVED BY	APPROVED DATE	24/02/2022
INFORMATION CLASSIFICATION SCHEME	(Public, Open, Confidential, Confidential & Sensitive and Secret)		

REVISION HISTORY			
VER.	DATE	REV.	REVISION
X	DD/MM/YYYY	Z	(DRAFT)
X	DD/MM/YYYY	Z	(FEEDBACK FORMS INCLUDED)
X	DD/MM/YYYY	Z	(MODIFIED FEEDBACK FORMS)
X	DD/MM/YYYY	Z	(REFORMATTED FEEDBACK FORM)

ARCHITECT
STRUCTURAL ENG.
MECHANICAL ENG.	NAME
ELECTRICAL ENG.
SCALE	AS MENTIONED

SHEET CONTENT
POWER LAYOUT

SHEET NO.
0000



SHADE HUT PLAN
SCALE 1:50

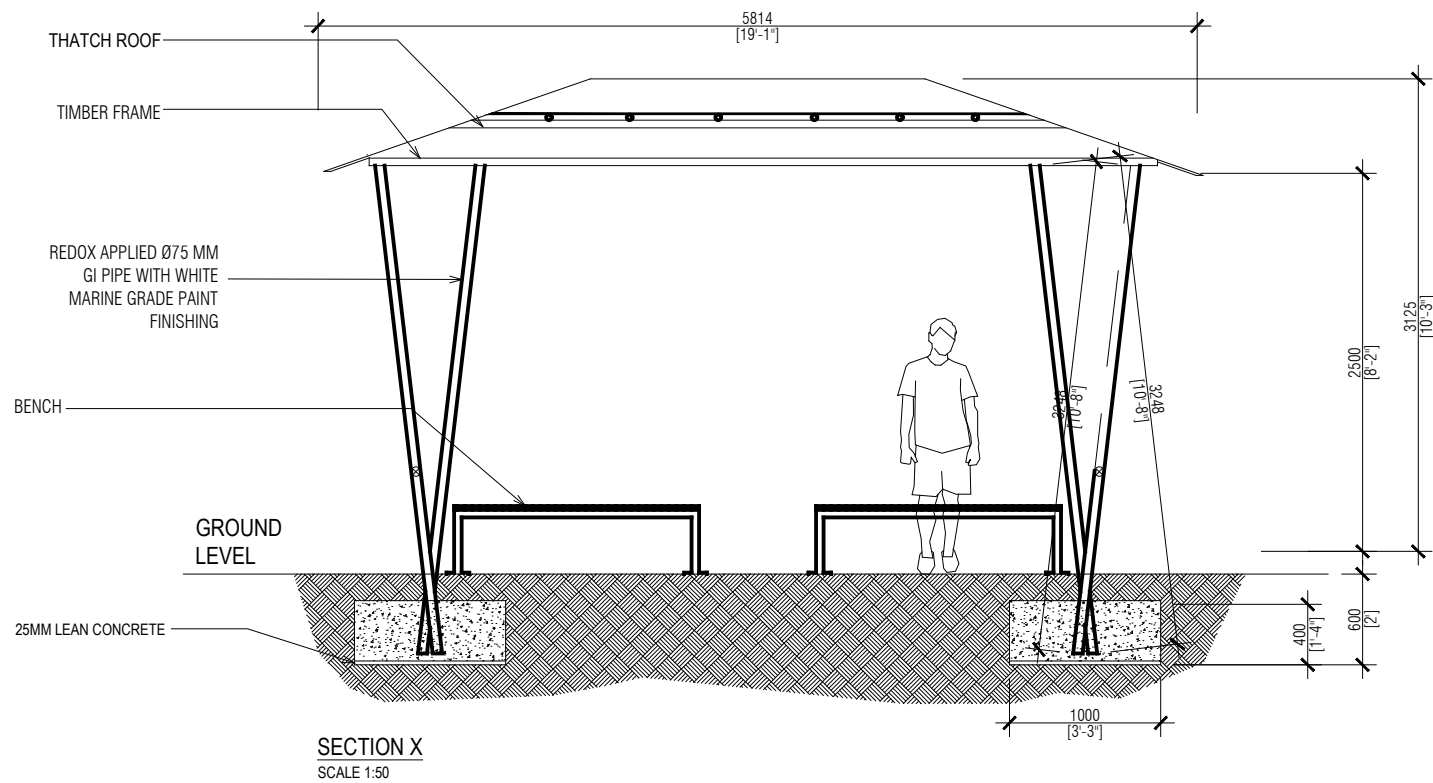
SHADE HUT ELEVATION
SCALE 1:50

DOCUMENT ID	XXXXX-SSSS-YYYY-(NUMBER)	VERSION	1
DOCUMENT NAME	REVISION	1
AUTHOR	CREATED DATE	24/02/2022
LAST UPDATED BY	LAST UPDATED DATE	24/02/2022
REVIEWED BY	REVIEWED DATE	24/02/2022
APPROVED BY	APPROVED DATE	24/02/2022
INFORMATION CLASSIFICATION SCHEME	(Public, Open, Confidential, Confidential & Sensitive and Secret)		

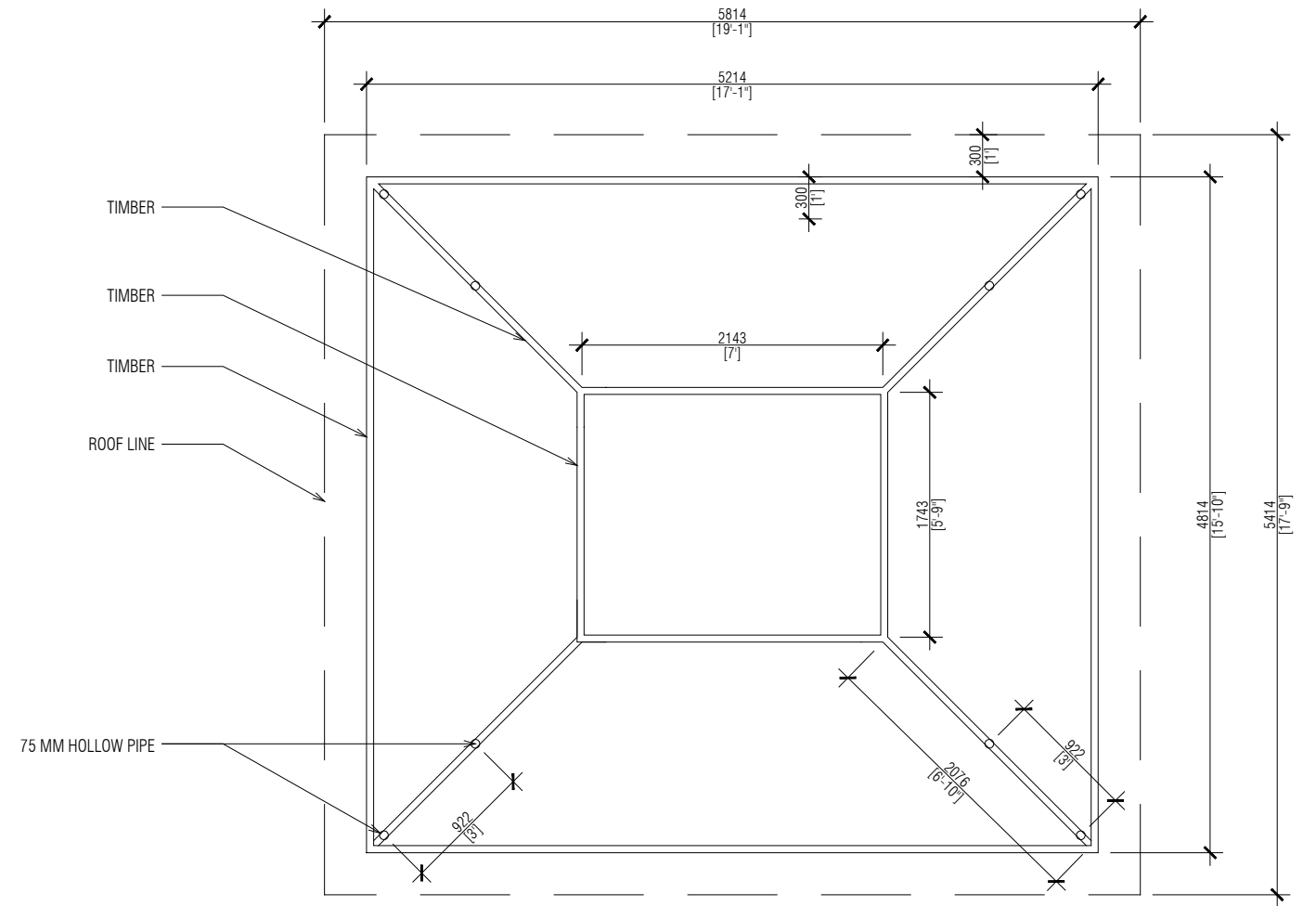
REVISION HISTORY			
VER.	DATE	REV.	REVISION
X	DD/MM/YYYY	Z	(DRAFT)
X	DD/MM/YYYY	Z	(FEEDBACK FORMS INCLUDED)
X	DD/MM/YYYY	Z	(MODIFIED FEEDBACK FORMS)
X	DD/MM/YYYY	Z	(REFORMATTED FEEDBACK FORM)

ARCHITECT
STRUCTURAL ENG.
MECHANICAL ENG.	NAME
ELECTRICAL ENG.
SCALE	AS MENTIONED

SHEET CONTENT
SHADE HUT PLAN / ELEVATION



SECTION X
SCALE 1:50



ROOF FRAME DETAILS
SCALE 1:50

SHADE HUT SECTION
SCALE 1:50



SHADE HUT ROOF FRAME DETAILS
SCALE 1:50

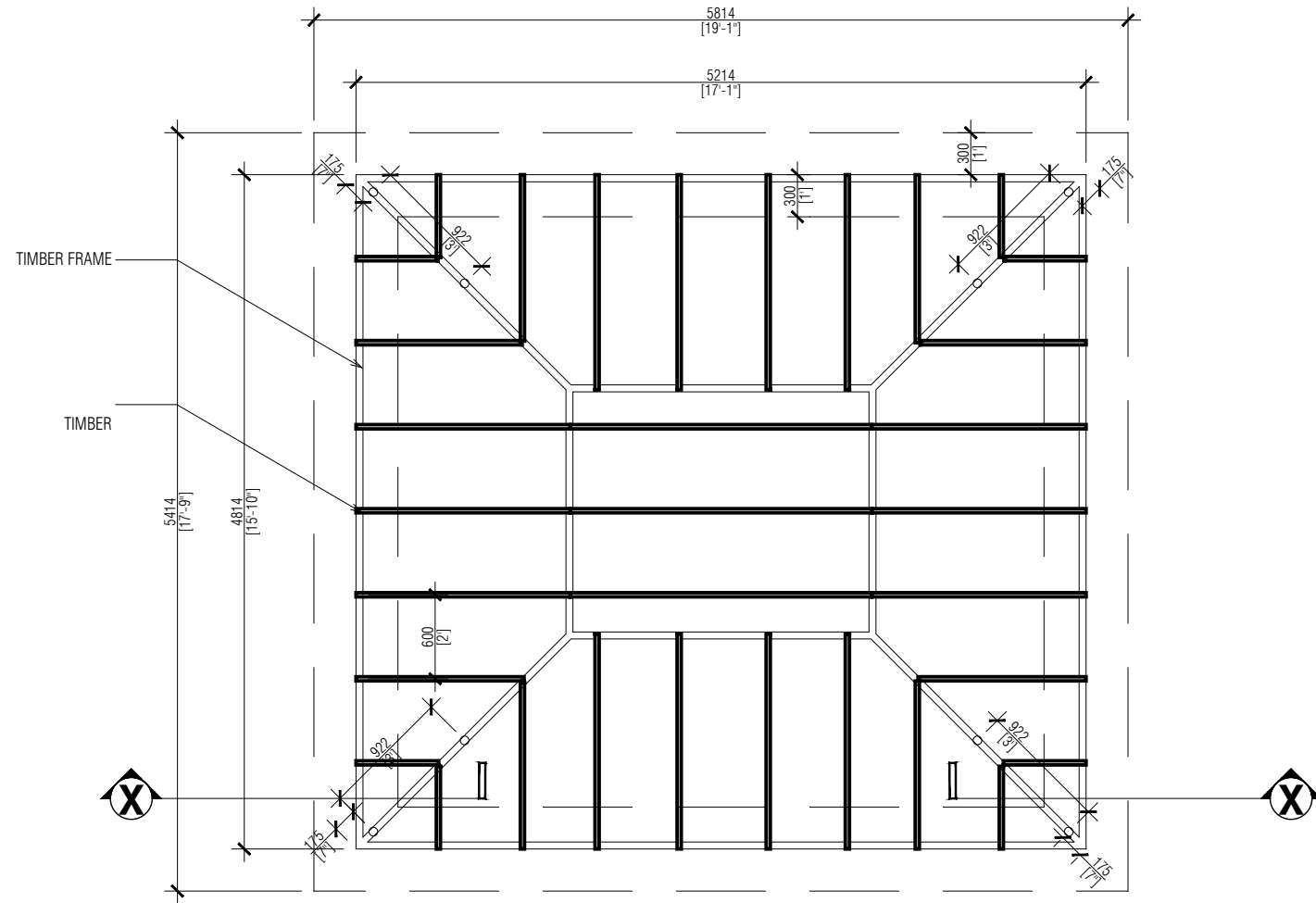


DOCUMENT ID	XXXXX-SSSS-YYYY-(NUMBER)	VERSION	1
DOCUMENT NAME	REVISION	1
AUTHOR	CREATED DATE	24/02/2022
LAST UPDATED BY	LAST UPDATED DATE	24/02/2022
REVIEWED BY	REVIEWED DATE	24/02/2022
APPROVED BY	APPROVED DATE	24/02/2022
INFORMATION CLASSIFICATION SCHEME	(Public, Open, Confidential, Confidential & Sensitive and Secret)		

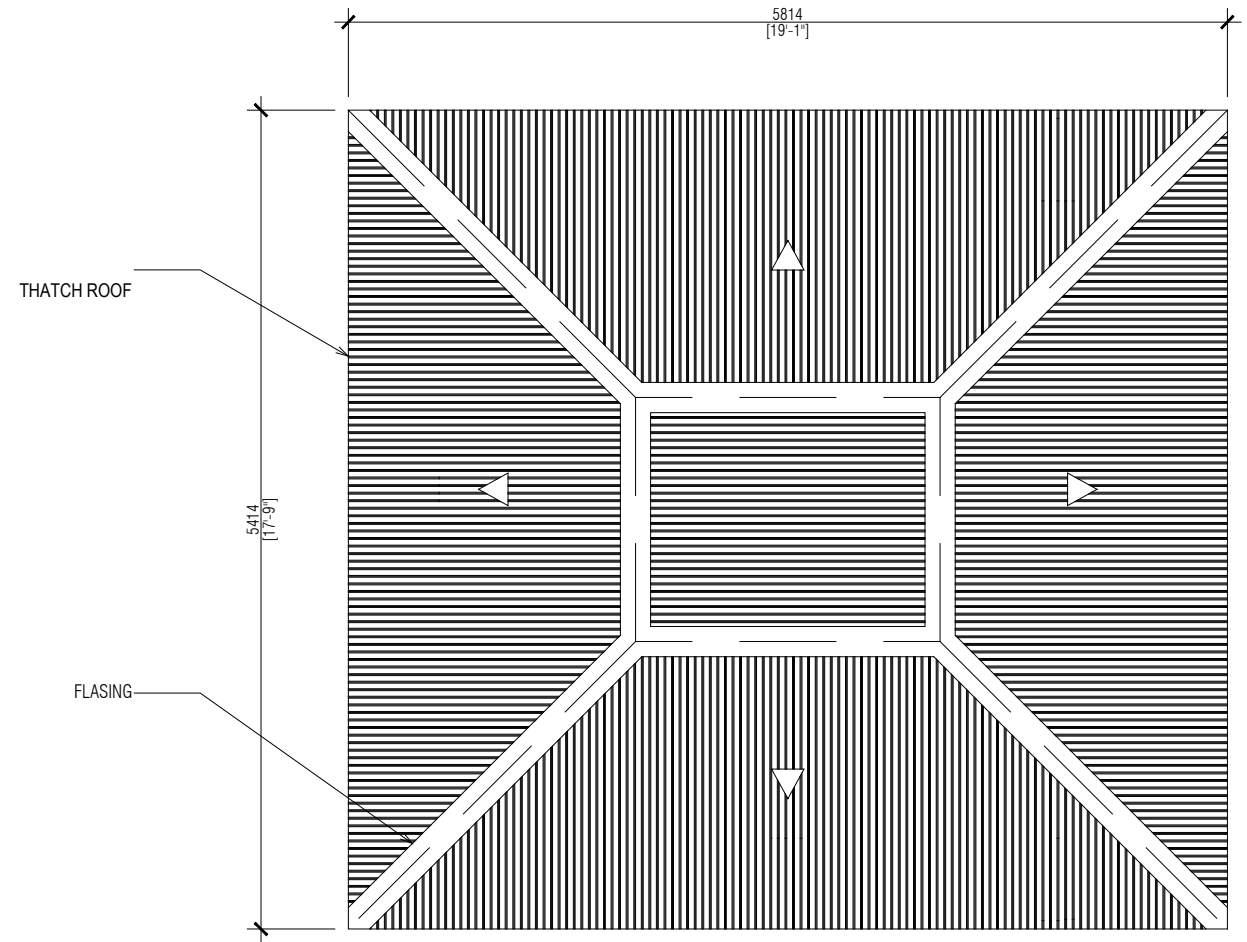
REVISION HISTORY			
VER.	DATE	REV.	REVISION
X	DD/MM/YYYY	Z	(DRAFT)
X	DD/MM/YYYY	Z	(FEEDBACK FORMS INCLUDED)
X	DD/MM/YYYY	Z	(MODIFIED FEEDBACK FORMS)
X	DD/MM/YYYY	Z	(REFORMATTED FEEDBACK FORM)

ARCHITECT
STRUCTURAL ENG.
MECHANICAL ENG.	NAME
ELECTRICAL ENG.
SCALE	AS MENTIONED

SHEET CONTENT
SHADE HUT SECTION / ROOF FRAME



PURLIN DETAIL
SCALE 1:50



ROOF PLAN
SCALE 1:50

SHADE HUT PURLIN DETAIL
SCALE 1:50

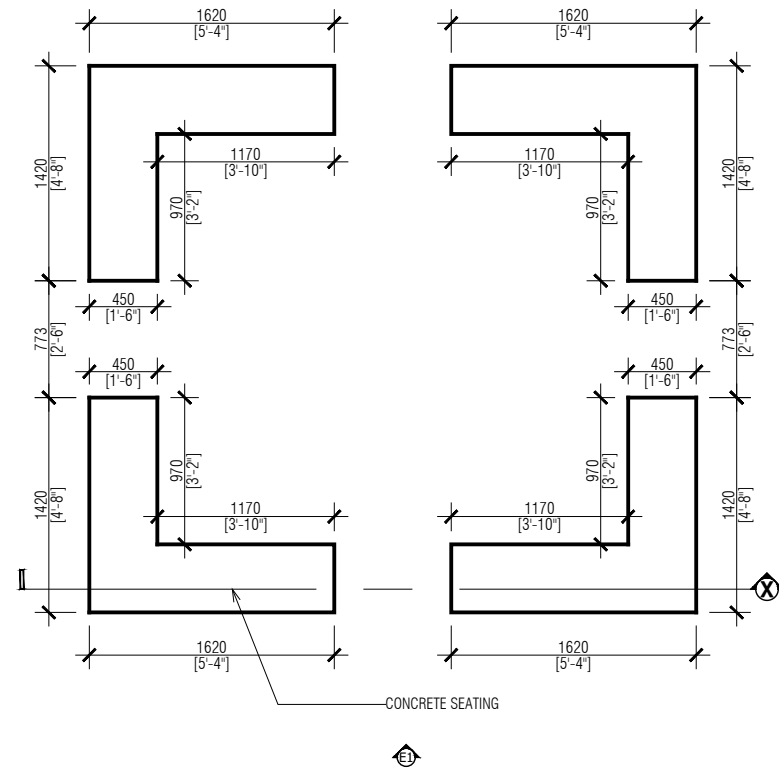
SHADE HUT ROOF PLAN
SCALE 1:50

DOCUMENT ID	XXXXX-SSSS-YYYY-(NUMBER)	VERSION	1
DOCUMENT NAME	REVISION	1
AUTHOR	CREATED DATE	24/02/2022
LAST UPDATED BY	LAST UPDATED DATE	24/02/2022
REVIEWED BY	REVIEWED DATE	24/02/2022
APPROVED BY	APPROVED DATE	24/02/2022
INFORMATION CLASSIFICATION SCHEME	(Public, Open, Confidential, Confidential & Sensitive and Secret)		

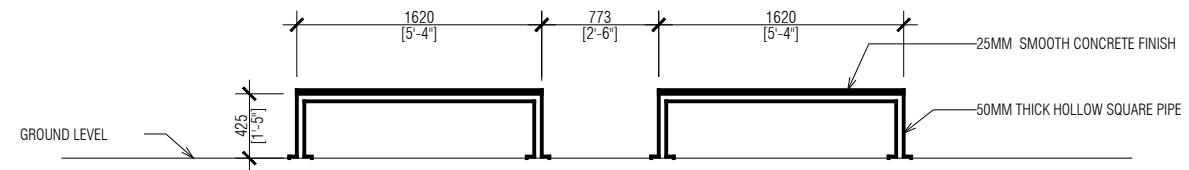
REVISION HISTORY			
VER.	DATE	REV.	REVISION
X	DD/MM/YYYY	Z	(DRAFT)
X	DD/MM/YYYY	Z	(FEEDBACK FORMS INCLUDED)
X	DD/MM/YYYY	Z	(MODIFIED FEEDBACK FORMS)
X	DD/MM/YYYY	Z	(REFORMATTED FEEDBACK FORM)

ARCHITECT
STRUCTURAL ENG.
MECHANICAL ENG.	NAME
ELECTRICAL ENG.
SCALE	AS MENTIONED

SHEET CONTENT
SHADE HUT PURLIN / ROOF PLAN



PLAN VIEW



SECTION X



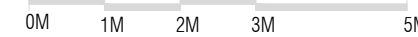
SHADE HUT SEAT

SCALE 1:50



SHADE HUT SEAT SECTION

SCALE 1:50



DOCUMENT ID	XXXXX-SSSS-YYYY-(NUMBER)	VERSION	1
DOCUMENT NAME	REVISION	1
AUTHOR	CREATED DATE	24/02/2022
LAST UPDATED BY	LAST UPDATED DATE	24/02/2022
REVIEWED BY	REVIEWED DATE	24/02/2022
APPROVED BY	APPROVED DATE	24/02/2022
INFORMATION CLASSIFICATION SCHEME	(Public, Open, Confidential, Confidential & Sensitive and Secret)		

REVISION HISTORY			
VER.	DATE	REV.	REVISION
X	DD/MM/YYYY	Z	(DRAFT)
X	DD/MM/YYYY	Z	(FEEDBACK FORMS INCLUDED)
X	DD/MM/YYYY	Z	(MODIFIED FEEDBACK FORMS)
X	DD/MM/YYYY	Z	(REFORMATTED FEEDBACK FORM)

ARCHITECT
STRUCTURAL ENG.
MECHANICAL ENG.	NAME
ELECTRICAL ENG.
SCALE	AS MENTIONED

SHEET CONTENT
SHADE HUT SEAT PLAN / ELEVATION